

J-PARC muon $g-2$ experiment

Takayuki YAMAZAKI (KEK IMSS)

on behalf of

The J-PARC muon $g-2$ /EDM collaboration

Muon $g-2$

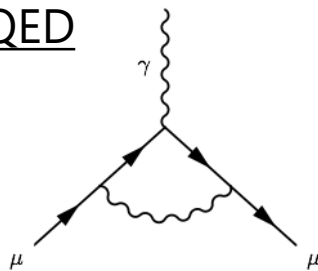
- Magnetic dipole moment

$$\boldsymbol{\mu} = \textcolor{red}{g} \left(\frac{e}{2m} \right) \mathbf{s}$$

- The g factor is exactly 2 in tree level, but higher order terms make g larger
- $a_\mu = (g-2)/2$ is called anomalous magnetic moment

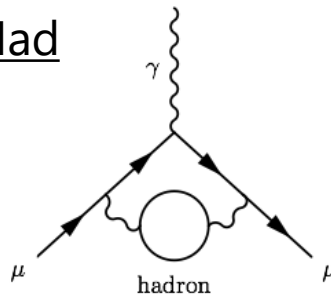
SM contributions

QED



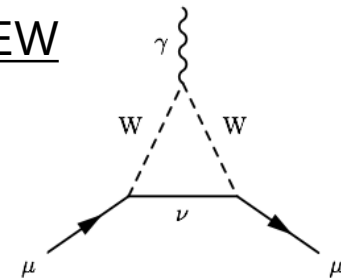
11658471.90 (0.01) $\times 10^{-10}$
Phys. Rev. Lett. **109** (2012) 111808

Had



LO HLbL: 9.80 (2.60) $\times 10^{-10}$
EPJ Web Conf. **118** (2016) 01016
LO HVP: 692.23 (2.54) $\times 10^{-10}$
KNT17'

EW

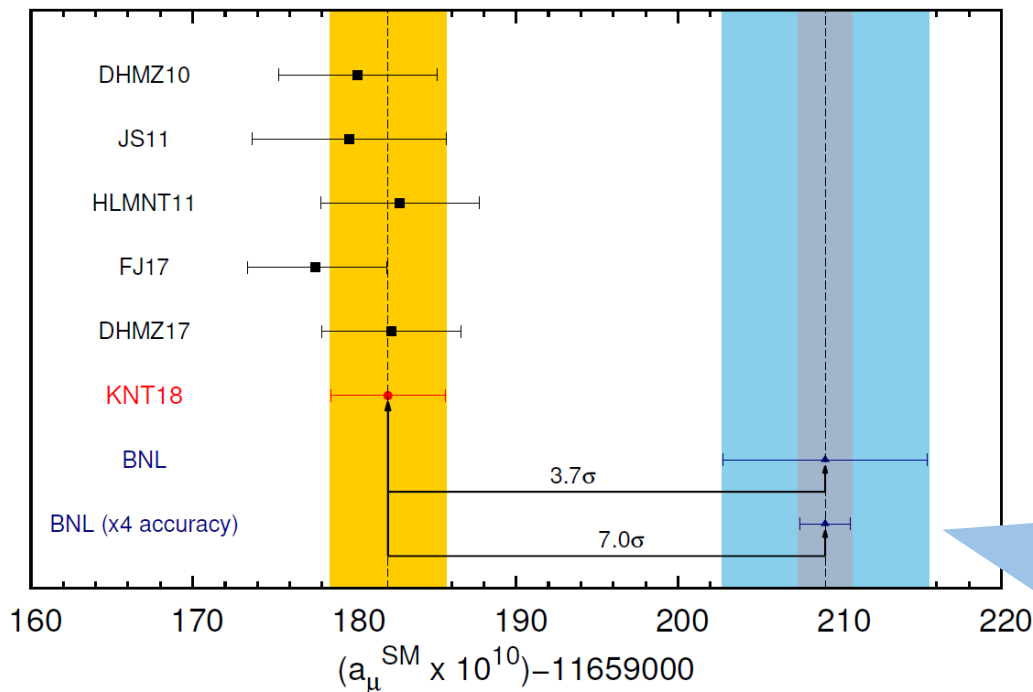


15.36 (0.10) $\times 10^{-10}$
Phys. Rev. D **88** (2013) 053005

> 3 σ discrepancy

- Muon $g-2$ is one of the most sensitive targets to explore new physics
 - Precise experiment (BNL E821) : 0.5ppm
 - **Precise theoretical calculations : 0.4ppm (2011) \rightarrow 0.3ppm (2017)**
- According to a recent theoretical calculation, the discrepancy between experiment and SM theory is **3.7 σ \rightarrow New physics?**

c.f. arXiv:1802.02995



The diagram shows a muon (μ) emitting a photon (γ) and then interacting with a new particle X via a loop. The coupling strength is C_X and the NP energy scale is Λ_X .

$$a_\mu(X) \sim C_X \left(\frac{m_\mu}{\Lambda_X} \right)^2$$

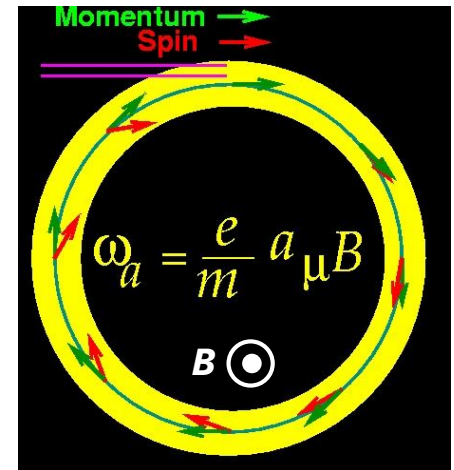
C_X : Coupling strength
 Λ_X : NP energy scale



New muon $g-2$ measurements

- Now *experimentalists' turn* to update the historical plot
 - FNAL E989
 - J-PARC E34

- Measurement principle
 - Measure spin precession frequency ω_a under uniform magnetic field \mathbf{B}



$g-2 > 0$

- More generally, ω_a under \mathbf{B} and \mathbf{E} field is

$$\omega_a = -\frac{e}{m_\mu} \left[\underbrace{a_\mu \mathbf{B}}_{g-2} - \underbrace{\left(a_\mu - \frac{1}{\gamma^2 - 1} \right) \frac{\boldsymbol{\beta} \times \mathbf{E}}{c}}_{\text{Effect of } \mathbf{E} \text{ field}} + \underbrace{\frac{\eta_\mu}{2} \left(\boldsymbol{\beta} \times \mathbf{B} + \frac{\mathbf{E}}{c} \right)}_{\text{EDM}} \right]$$

Elimination of \mathbf{E} -field effect is necessary for precise measurements

FNAL E989 / J-PARC E34

- Their difference is the way to eliminate **E**-field effect.

General form

$$\omega_a = -\frac{e}{m_\mu} \left[\underbrace{a_\mu \mathbf{B}}_{g-2} - \underbrace{\left(a_\mu - \frac{1}{\gamma^2 - 1} \right) \frac{\boldsymbol{\beta} \times \mathbf{E}}{c}}_{\text{Effect of } \mathbf{E} \text{ field}} + \underbrace{\frac{\eta_\mu}{2} \left(\boldsymbol{\beta} \times \mathbf{B} + \frac{\mathbf{E}}{c} \right)}_{\text{EDM}} \right]$$

$\gamma = 29.3$ ($P = 3$ GeV)
“Magic momentum”

$$\omega_a = -\frac{e}{m_\mu} \left[\underbrace{a_\mu \mathbf{B}}_{g-2} + \underbrace{\frac{\eta_\mu}{2} \left(\boldsymbol{\beta} \times \mathbf{B} + \frac{\mathbf{E}}{c} \right)}_{\text{EDM}} \right]$$

FNAL E989

Improvement of the BNL method

$E = 0$ at any γ
Only very weak
magnetic focusing

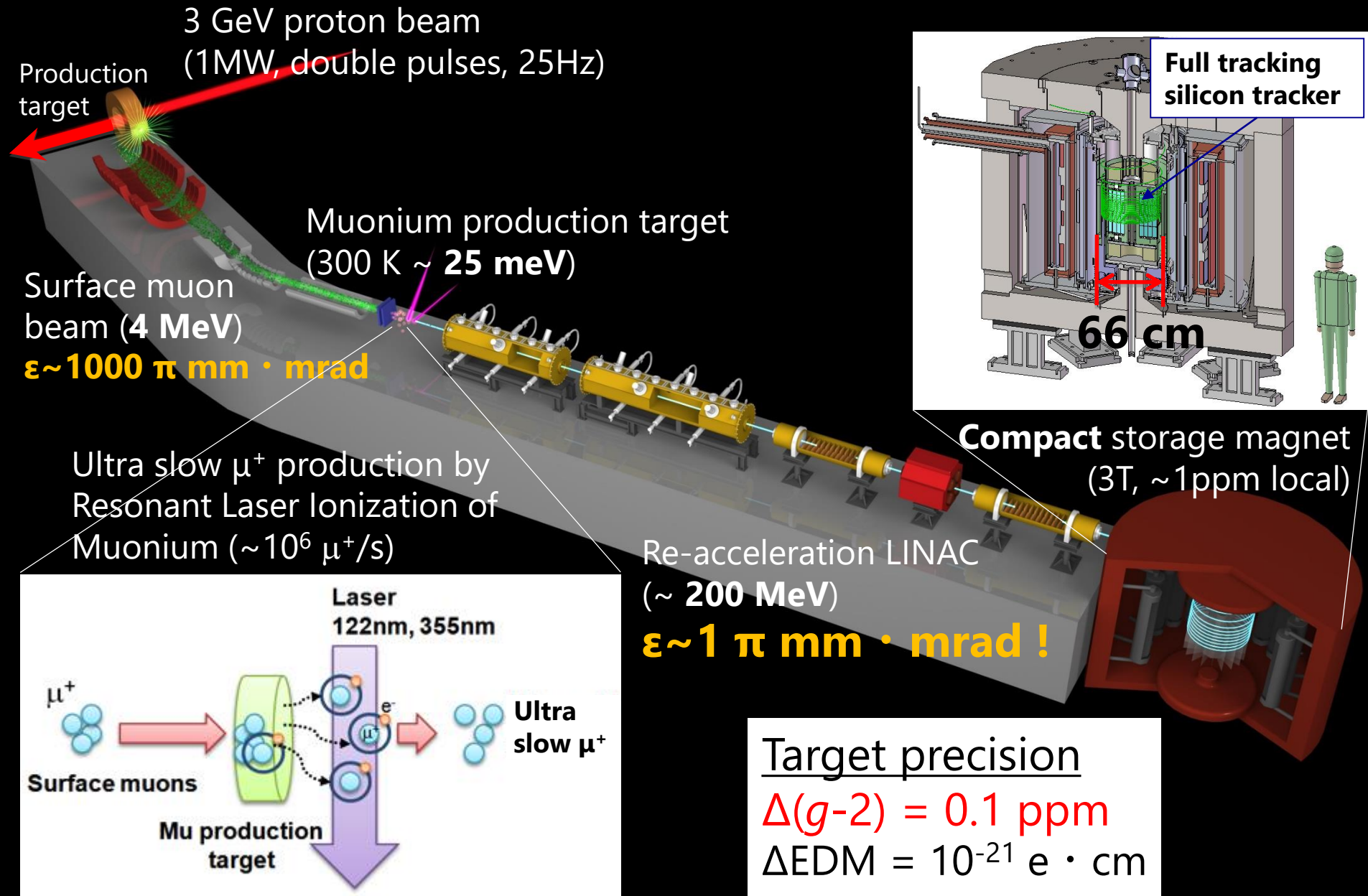
$$\omega_a = -\frac{e}{m_\mu} \left[\underbrace{a_\mu \mathbf{B}}_{g-2} + \underbrace{\frac{\eta_\mu}{2} \boldsymbol{\beta} \times \mathbf{B}}_{\text{EDM}} \right]$$

J-PARC E34

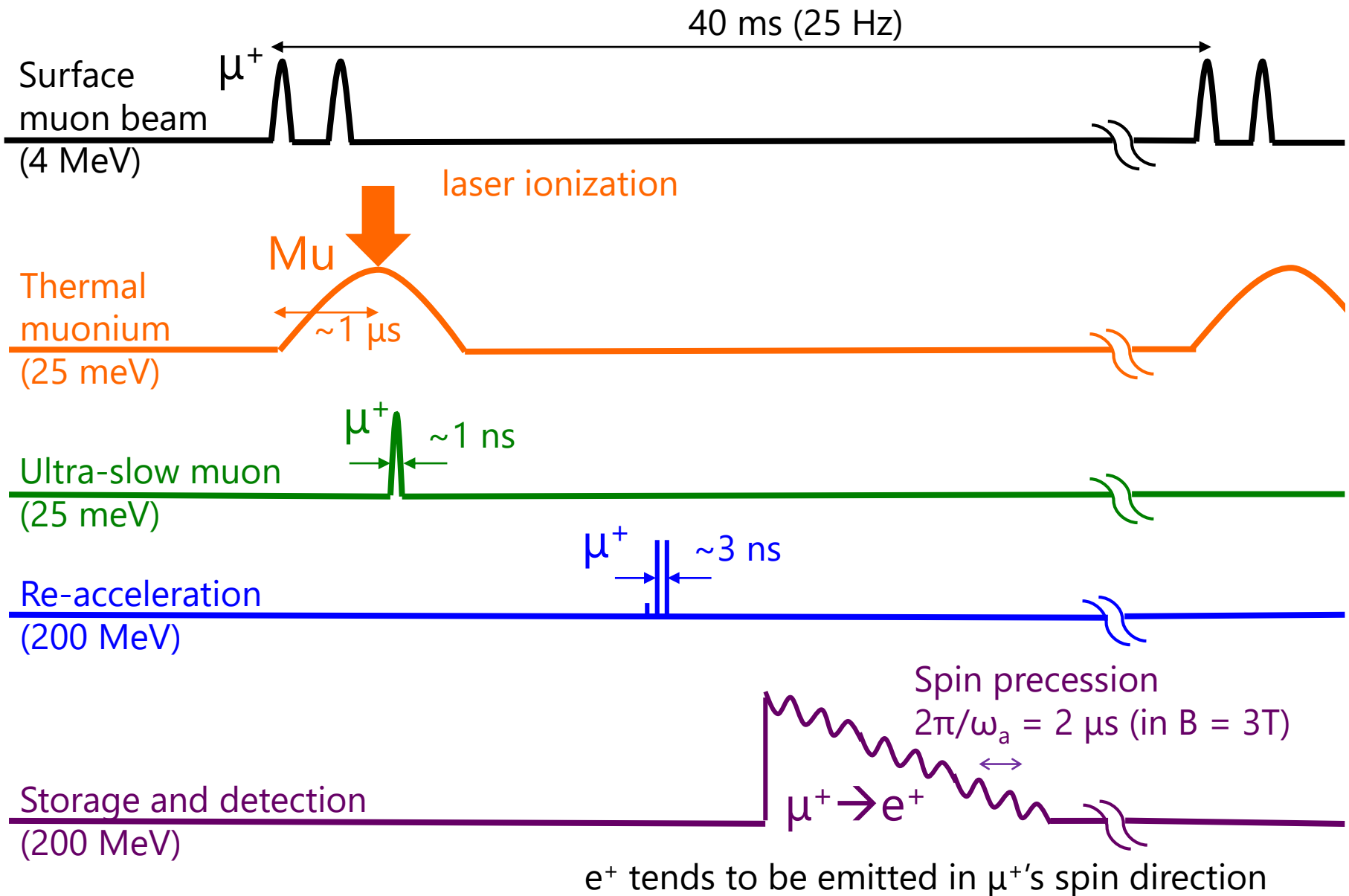
New method with different systematics

Super-low emittance muon beam (**ultra slow muon beam**)
is the key technique for the J-PARC E34 experiment

J-PARC $g-2$ experiment (E34)



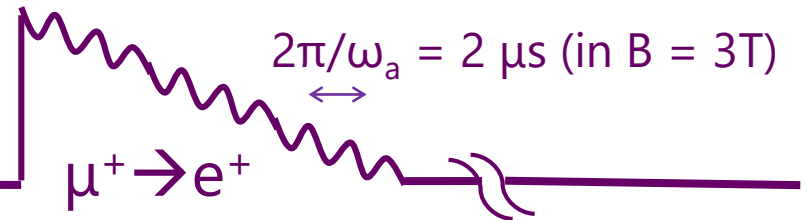
Experimental sequence



How to get a_μ


- $\omega_a = -\frac{e}{m_\mu} a_\mu B$ is extracted from the decay e^+ time spectrum

Storage and detection
(200 MeV)



- Magnetic field B is measured in the form of NMR frequency ω_p , and a_μ is

$$a_\mu = \frac{\omega_a / \omega_p}{\mu_\mu / \mu_p - \omega_a / \omega_p}$$



- Muon-to-proton magnetic moment ratio is obtained from muonium HFS measurement
 - $\mu_\mu / \mu_p = 3.18334524(37) : 0.12$ ppm, LAMPF measurement
 - will be measured with a precision of 0.01 ppm at the **MuSEUM experiment** at J-PARC

J-PARC $g-2$ experiment (E34)

3 GeV proton beam
(1MW, double pulses, 25Hz)

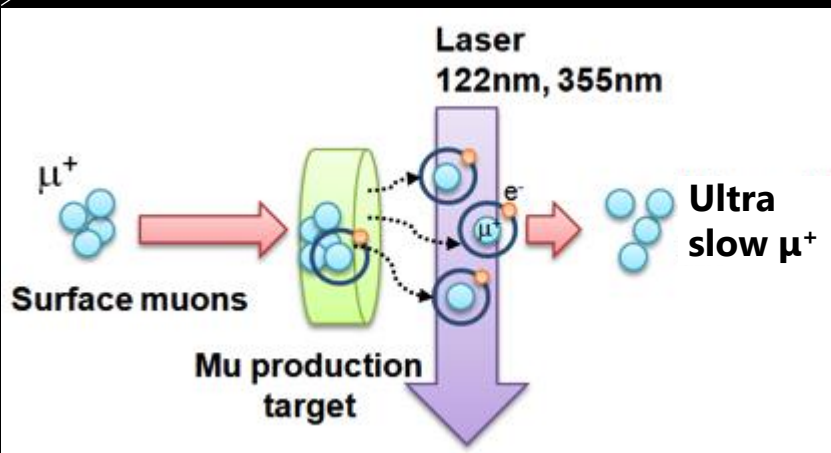
Production target

Muonium production target
(300 K ~ **25 meV**)

Surface muon beam (4 MeV)

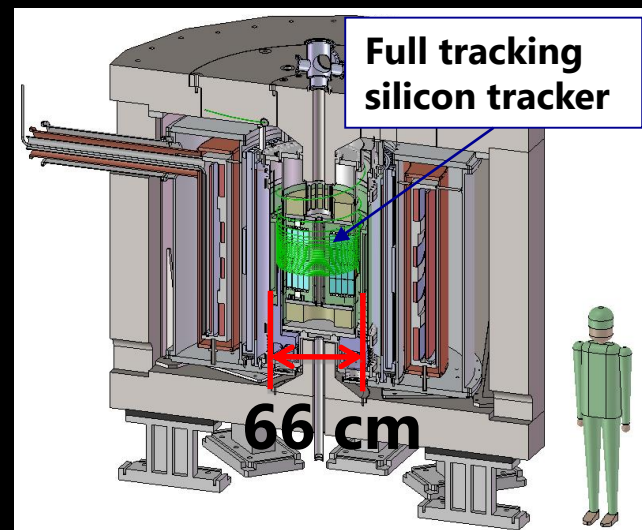
$\epsilon \sim 1000 \pi \text{ mm} \cdot \text{mrad}$

Ultra slow μ^+ production by
Resonant Laser Ionization of
Muonium ($\sim 10^6 \mu^+/\text{s}$)



Re-acceleration LINAC
(~ **200 MeV**)

$\epsilon \sim 1 \pi \text{ mm} \cdot \text{mrad} !$



Compact storage magnet
(3T, ~1ppm local)

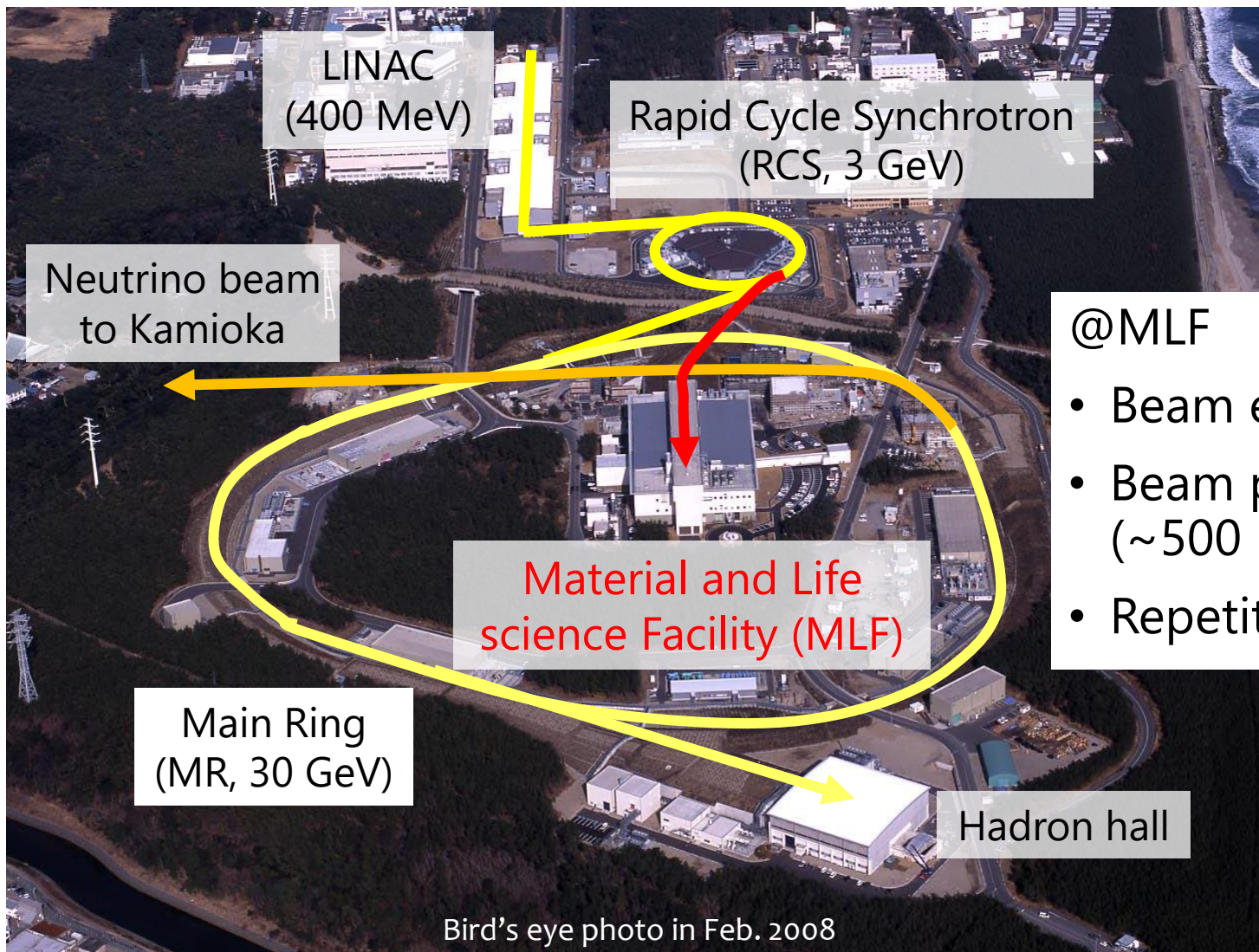
Target precision

$\Delta(g-2) = 0.1 \text{ ppm}$

$\Delta \text{EDM} = 10^{-21} \text{ e} \cdot \text{cm}$

J-PARC

J-PARC = Japan Proton Accelerator Research Complex



J-PARC muon facility

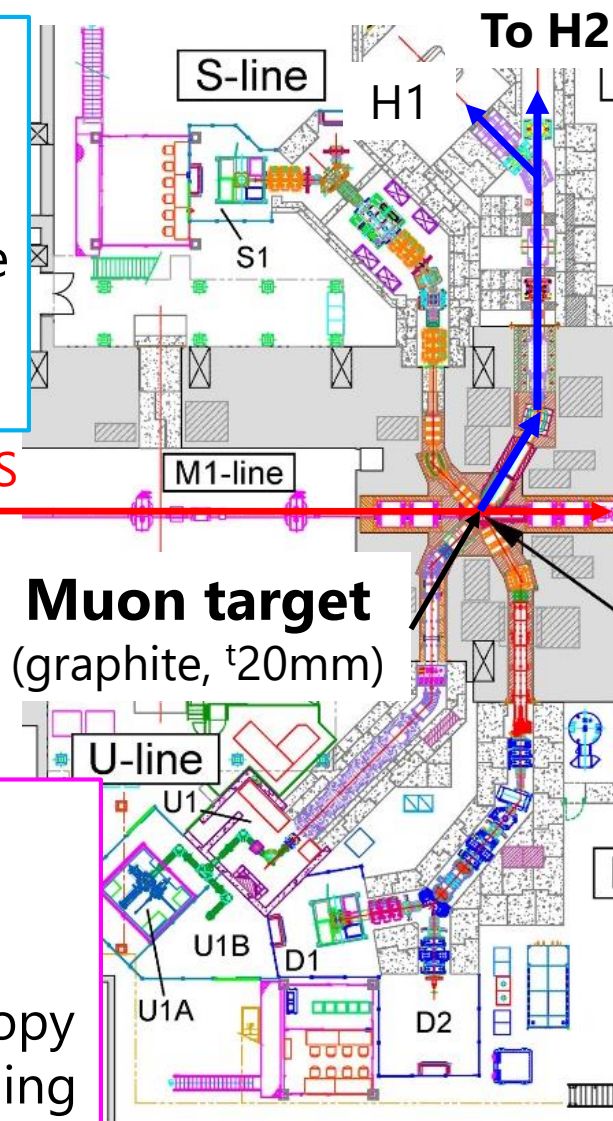
- MUSE (MUon Science Establishment) in the MLF

S-line

- surface μ^+
- dedicated to μ SR
- S1 area is available
- S2/S3/S4 will be constructed

3GeV proton from RCS

$2e15$ /s @1MW



H-line

- **surface μ^+ ($>10^8 \mu^+/\text{s}$), decay μ^+/μ^- , e^-**
- **for high intensity & long beamtime experiments**
- H1 for DeeMe & **MuSEUM**
- **H2 for $g-2/\text{EDM}$ & transmission muon microscopy**
- **under construction**

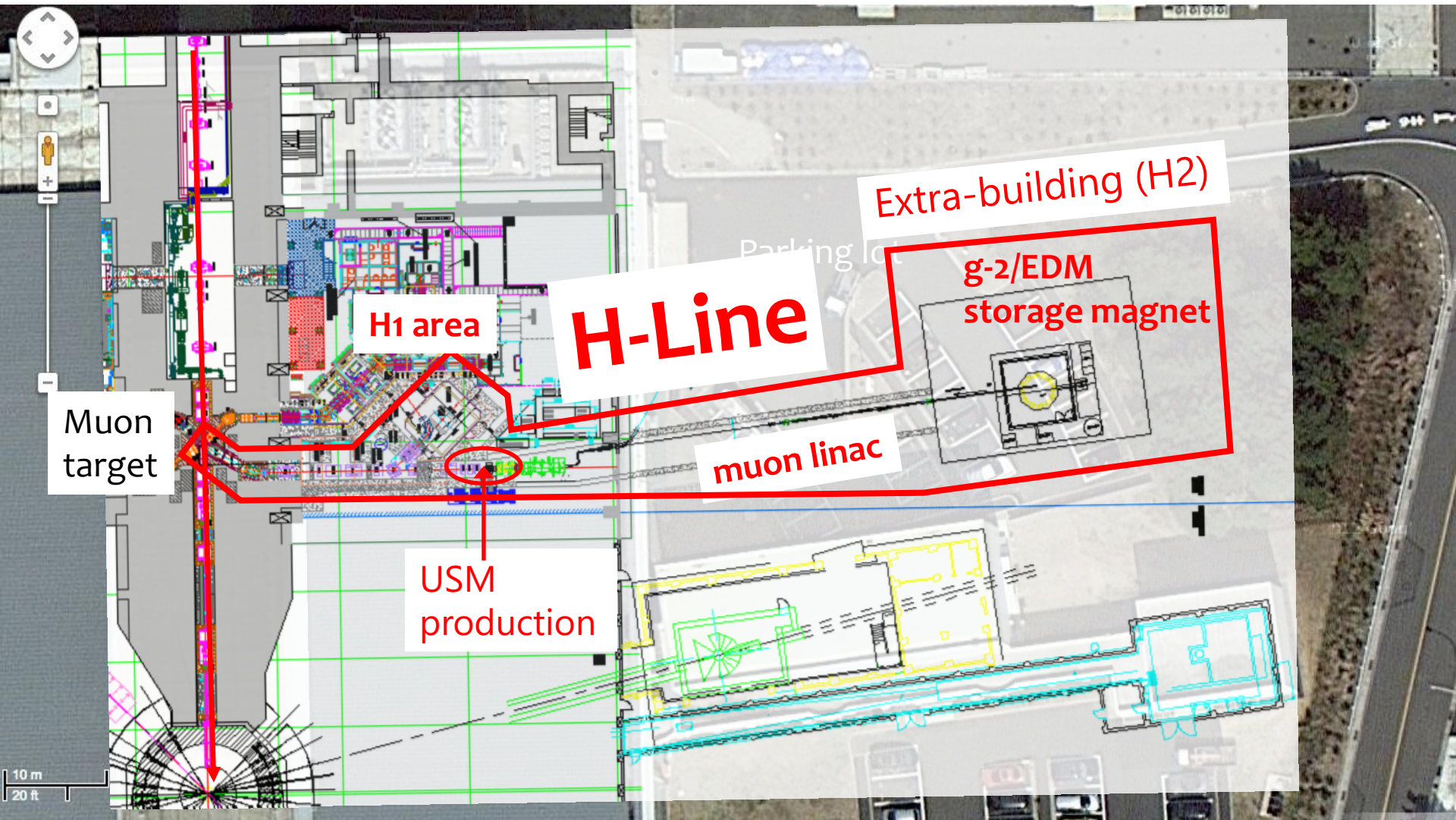
U-line

- ultra slow μ^+
- U1A for nm- μ SR
- U1B for μ microscopy
- under commissioning

D-line

- decay μ^+/μ^- , surface μ^+
- D1 area for μ SR
- D2 for variety of science

Proposed experimental site (H2)




Construction status of H-line


Ready

- Main beamline magnets were already fabricated.
- Frontend devices were already installed in the proton beam tunnel.
- Beamline shield blocks in the existing experimental hall were installed

Proton beam tunnel



MLF experimental hall #1

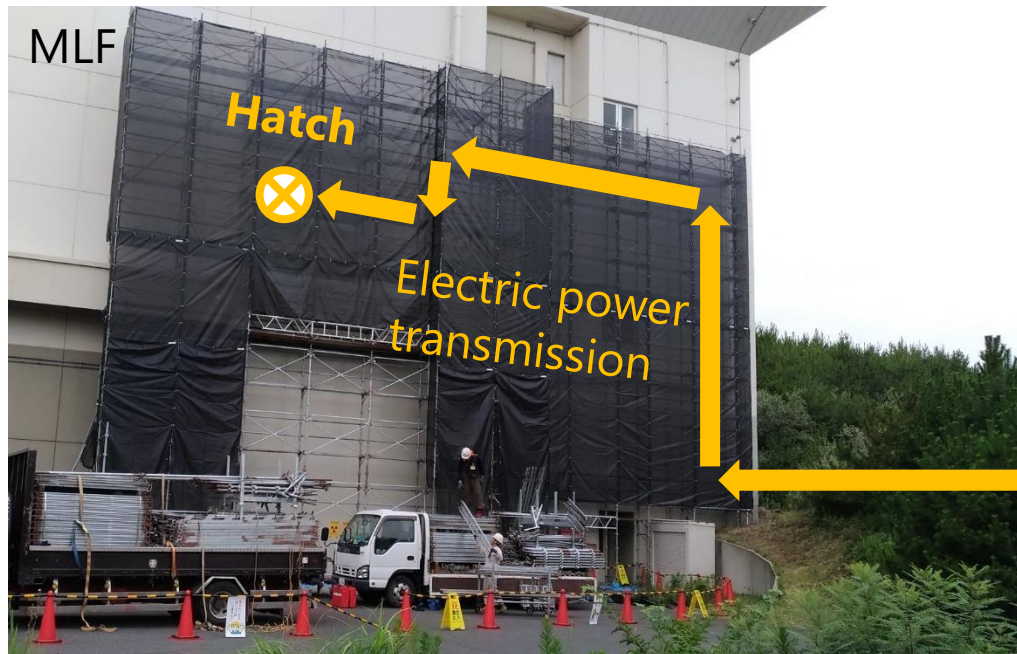


Construction status of H-line

On-going

- Construction of a new electric power sub-station for H-line has started!
 - H-line needs about **5 MW** electricity, but the surplus power of existing electric sub-stations in the MLF is only 1 MW.

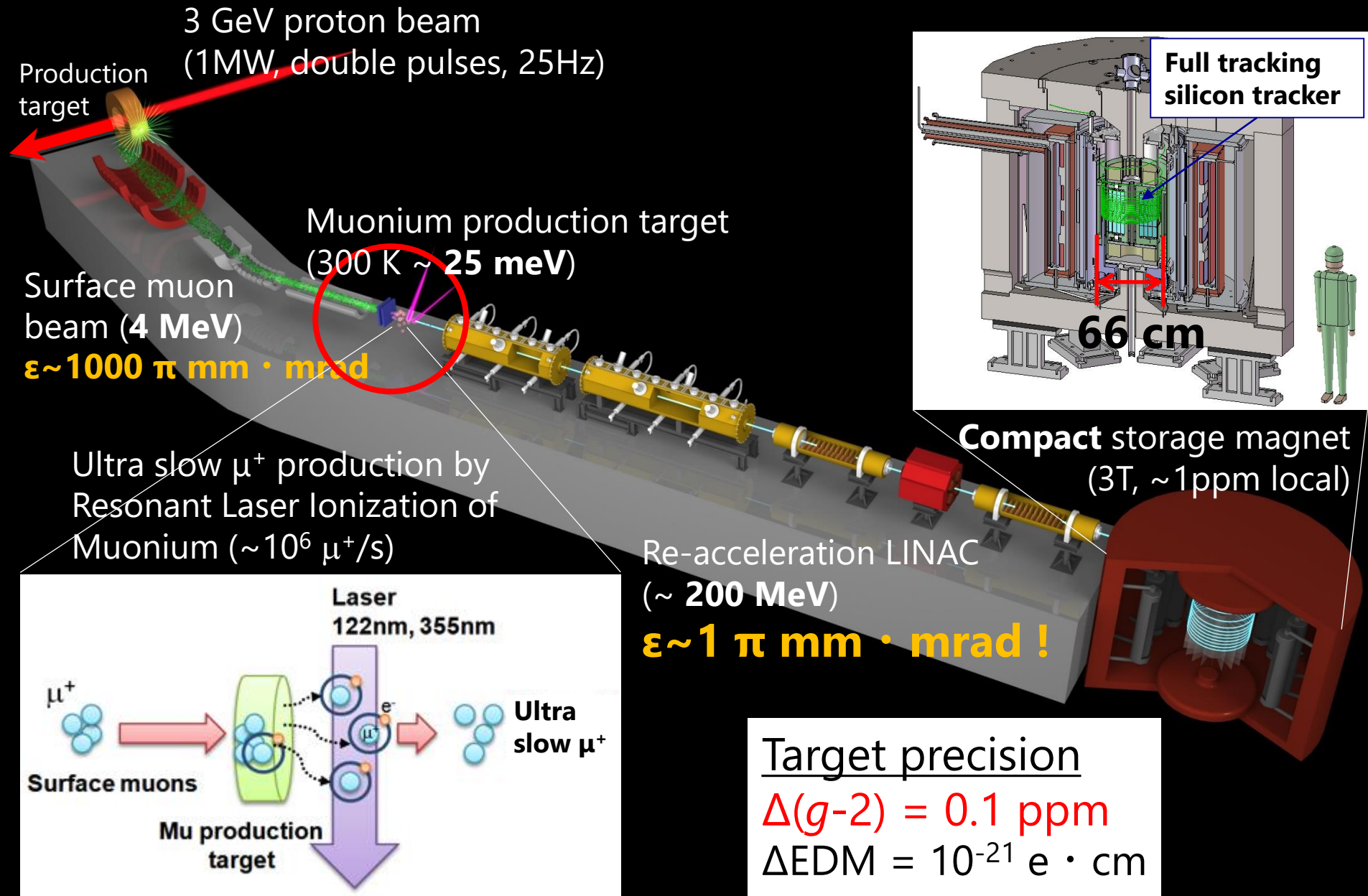
Renovation of the MLF wall for electric power transmission line



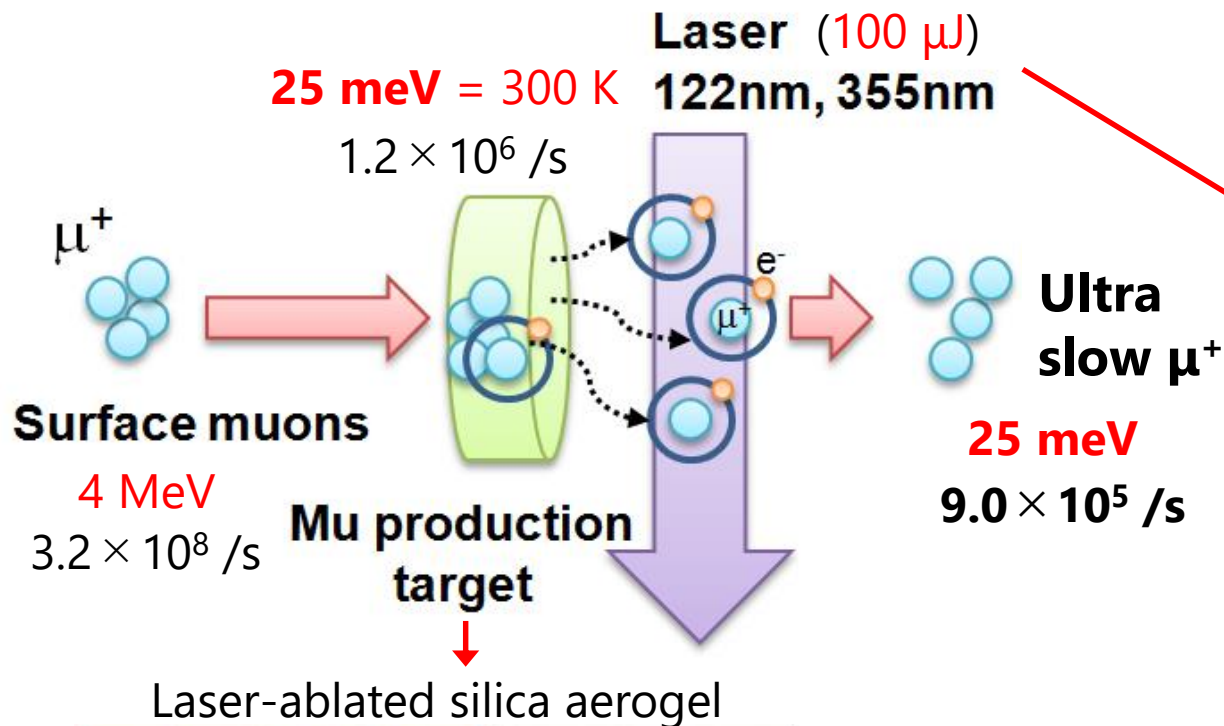
Construction of the bedding of the electric sub-station




J-PARC $g-2$ experiment (E34)



Ultra-slow muon (USM)




Laser system is currently being developed at U-line, and 10 μ J was achieved.



- Muonium (Mu , μ^+e^-) is produced in silica aerogel target at room temperature and then ultra slow μ^+ is extracted by laser ionization.

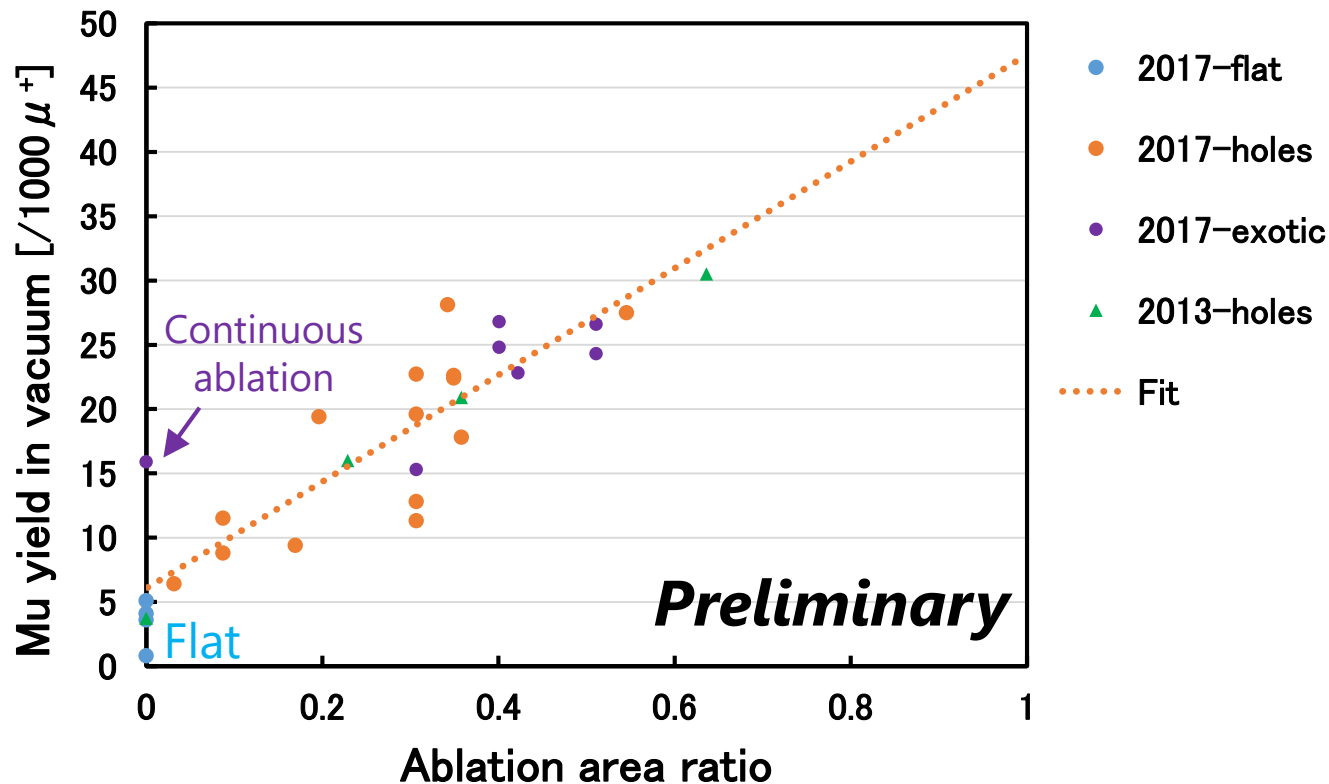
Mu production experiment at TRIUMF¹⁷ (June-July, 2017)



- Measured muonium yields of 25 samples in 3 weeks
- Tested long term stability of Mu yield

Mu yields vs ablation parameters

- Systematic study of Mu yield of various samples

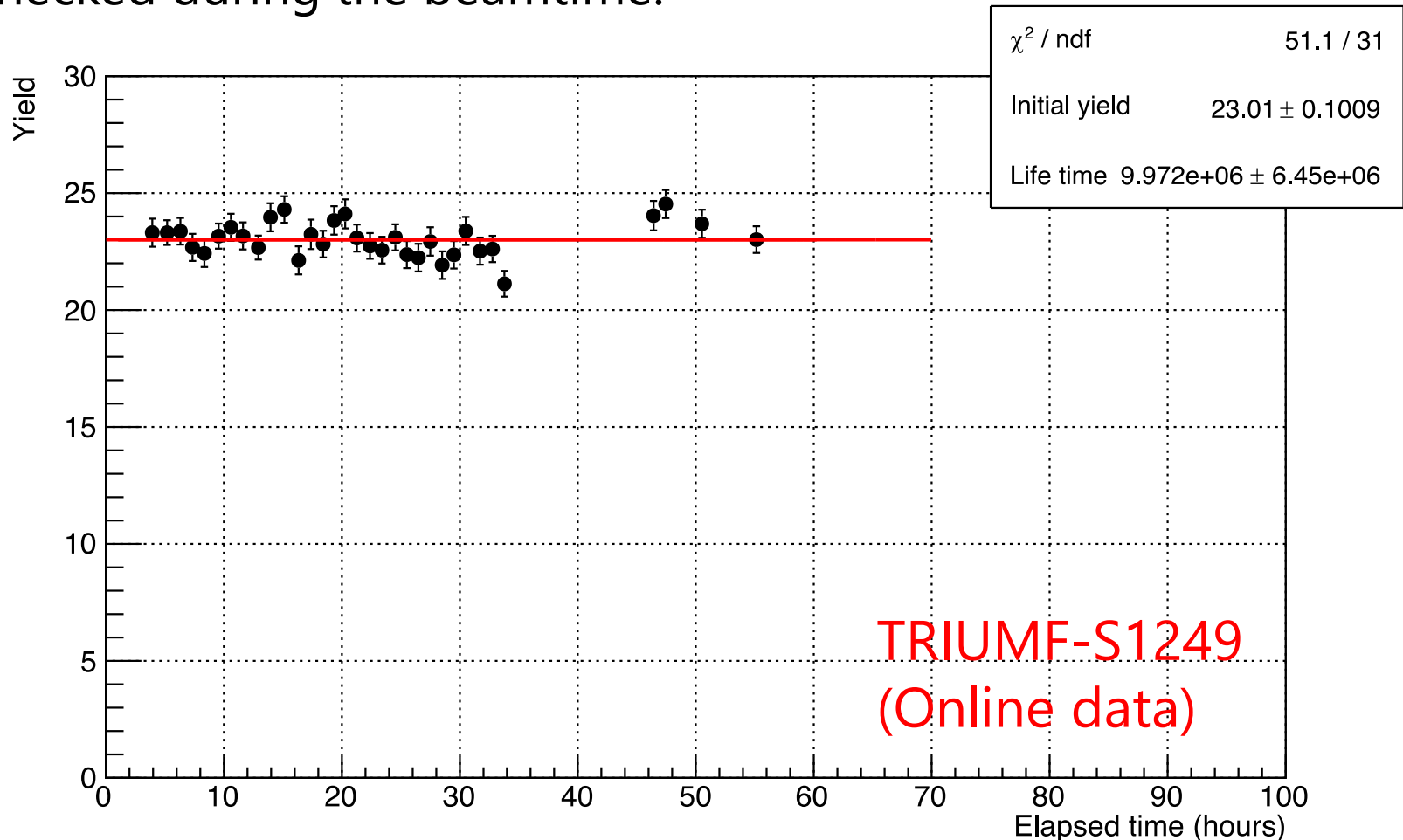


$$= [\text{hole base area}] / [\text{emission face area}] \propto [\text{aspect ratio}]^2$$

- There seems to be correlation between yield and ablation area ratio.
 - Detailed analysis is on-going to understand the emission mechanism.

Long-term stability of Mu yield

- Long term stability is important for J-PARC E34 experiment, so checked during the beamtime.



No hint of degradation was observed for 2.5 days

J-PARC $g-2$ experiment (E34)

3 GeV proton beam
(1MW, double pulses, 25Hz)

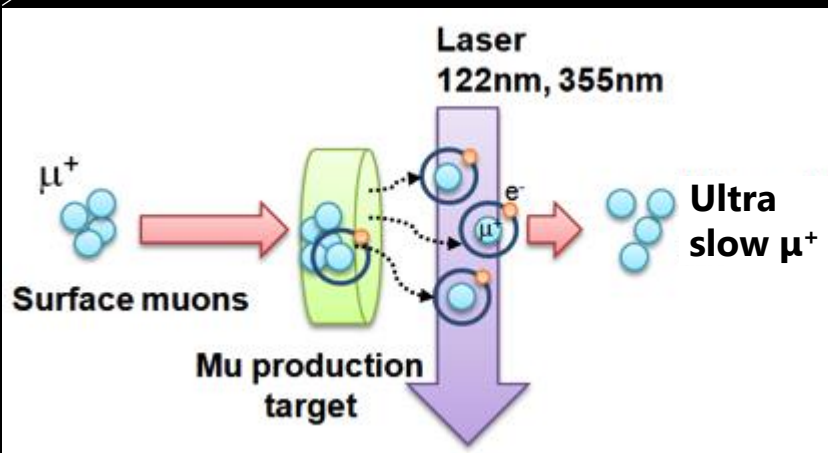
Production target

Surface muon beam (4 MeV)

$\varepsilon \sim 1000 \pi \text{ mm} \cdot \text{mrad}$

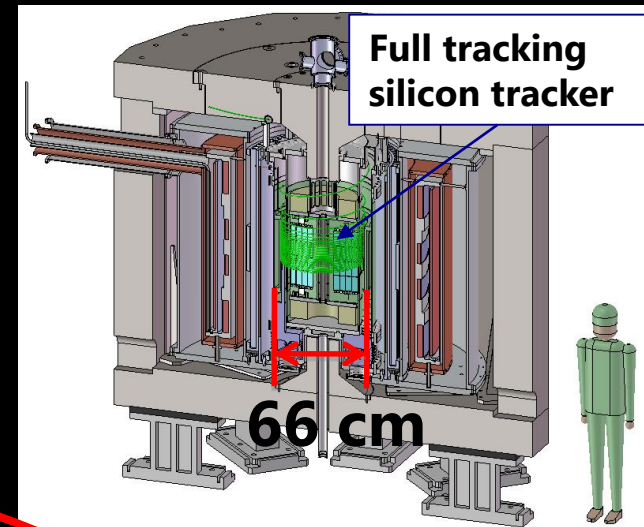
Muonium production target
(300 K \sim 25 meV)

Ultra slow μ^+ production by
Resonant Laser Ionization of
Muonium ($\sim 10^6 \mu^+/\text{s}$)



Re-acceleration LINAC
(\sim 200 MeV)

$\varepsilon \sim 1 \pi \text{ mm} \cdot \text{mrad} !$



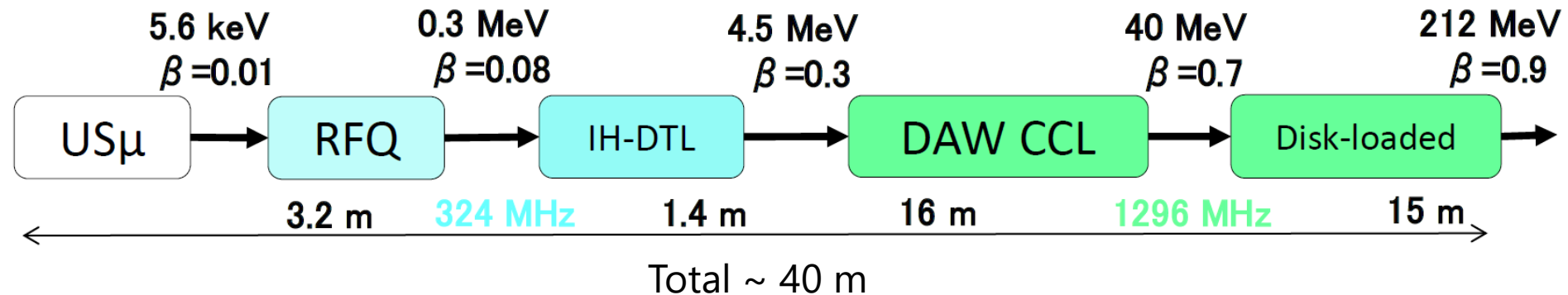
Compact storage magnet
(3T, \sim 1ppm local)

Target precision

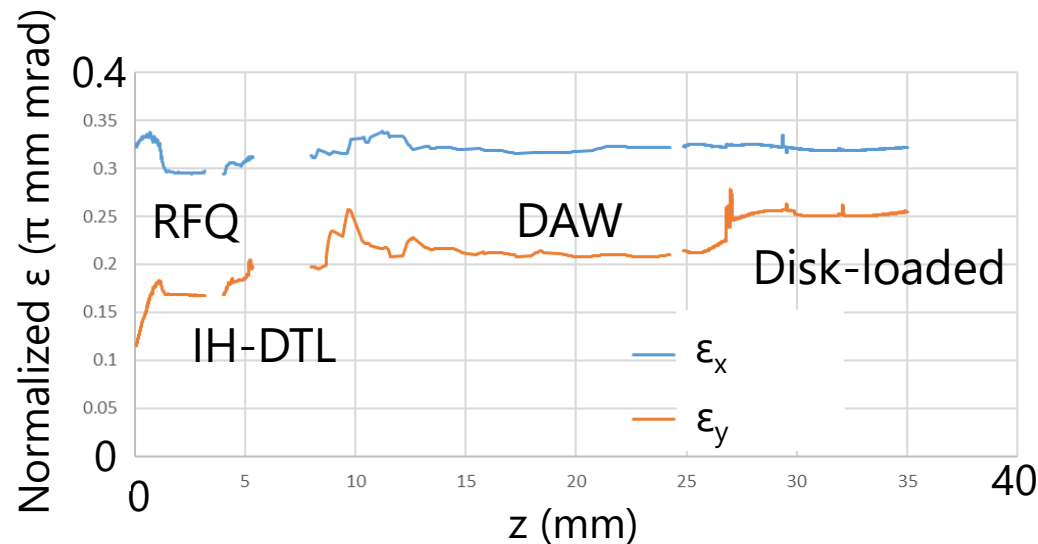
$$\Delta(g-2) = 0.1 \text{ ppm}$$

$$\Delta \text{EDM} = 10^{-21} \text{ e} \cdot \text{cm}$$

Muon acceleration




- Beam acceleration and transportation were simulated from USM source to the exit of muon LINAC, and **emittance growth is not significant**.



- Construction of each structure and demonstration of muon acceleration is next step.
- Muon acceleration using RFQ was demonstrated in Oct. 2017.**

Muon RF acceleration for the first time! ²²

J-PARC MLF D2 area, October 2017

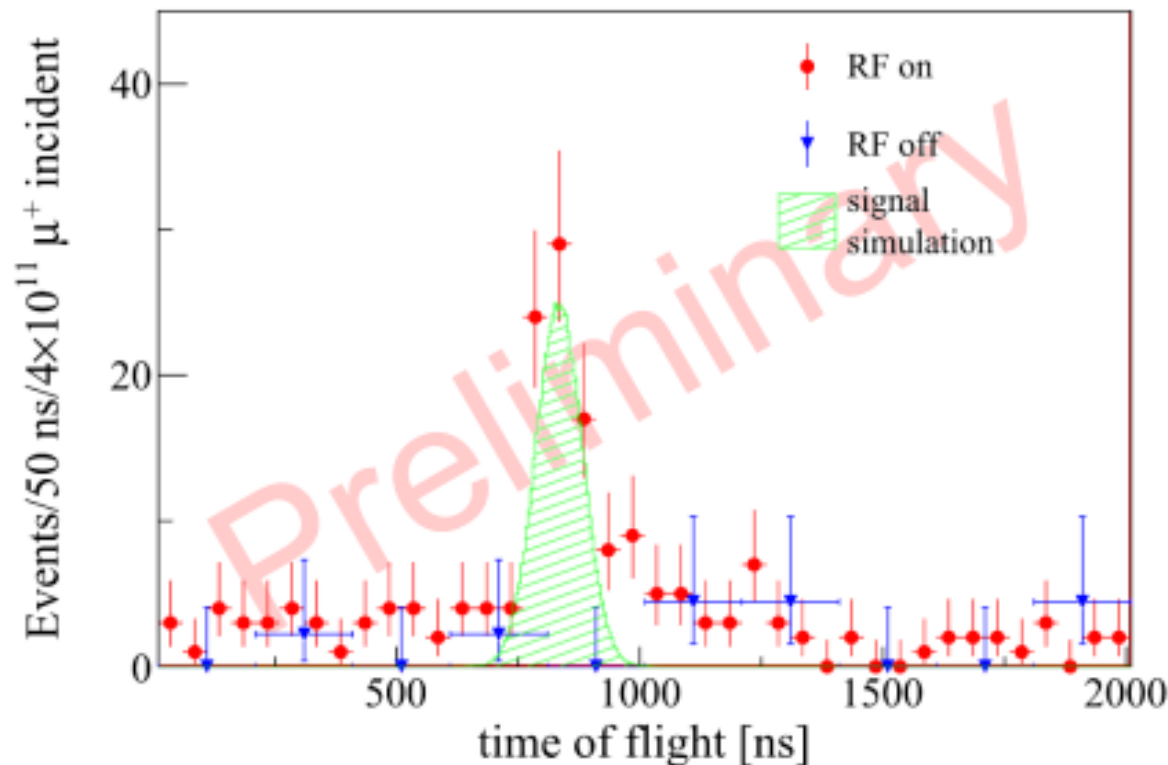


Muon RF acceleration for the first time! ²³

J-PARC MLF D2 area, October 2017

μ^+ (~4MeV)

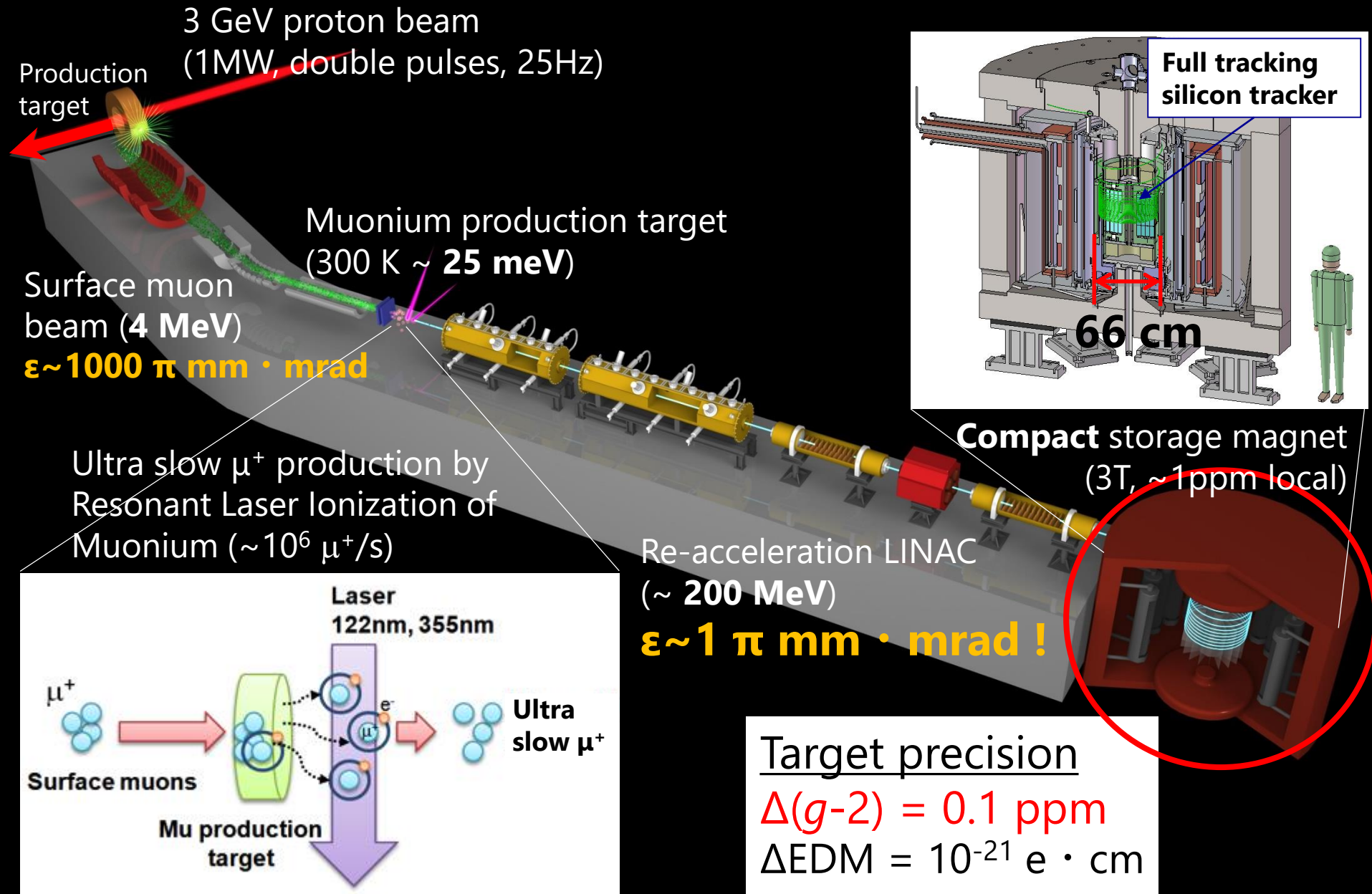
5.6 keV



and bending)

Detector


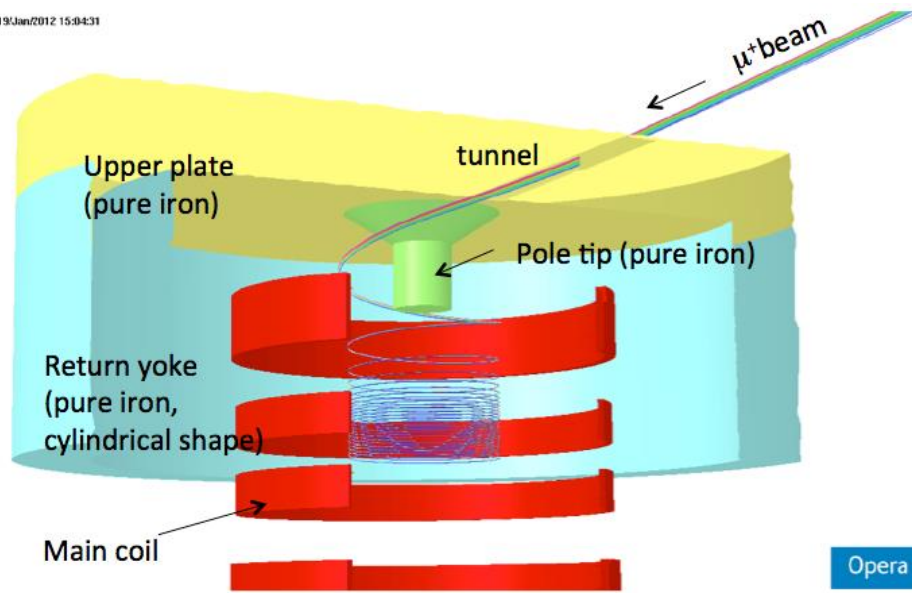
J-PARC $g-2$ experiment (E34)



Spiral injection to storage magnet

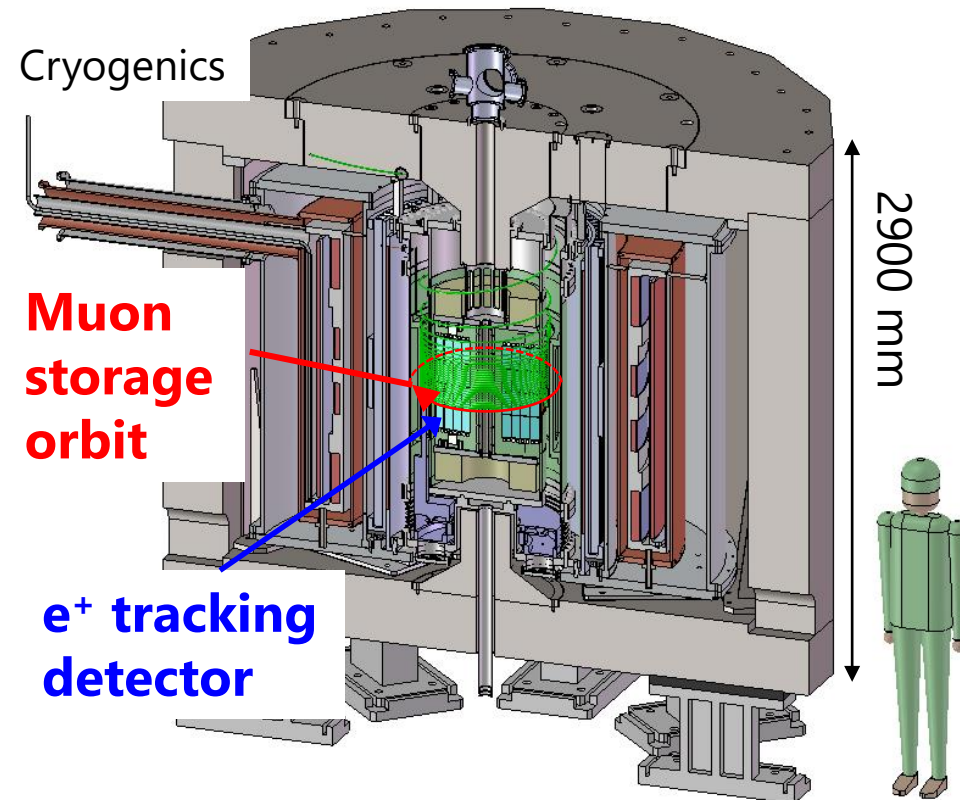
- Ultra slow muon beam ($\sim 200\text{MeV}$) is injected to the storage magnet using spiral injection and weak magnetic kick.
 - ✓ Injection efficiency $\sim 90\%$ (c.f. NIMA 832 (2016) 51-62)
 - ✓ Test experiment using electron beam is on-going.

19/Jun/2012 15:04:31

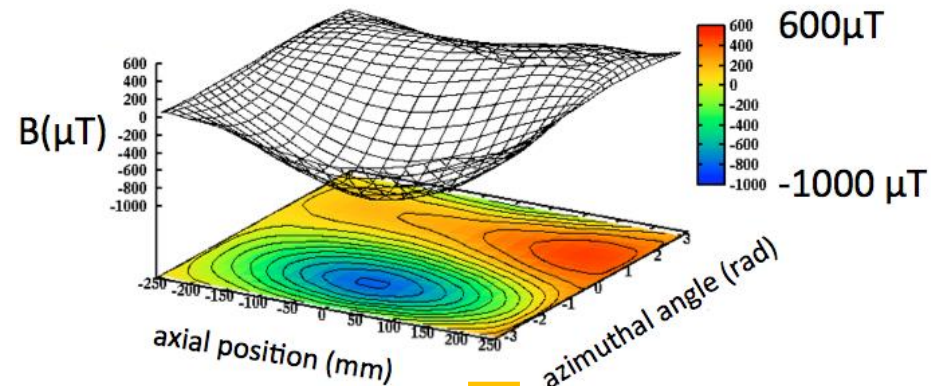


Muon storage magnet

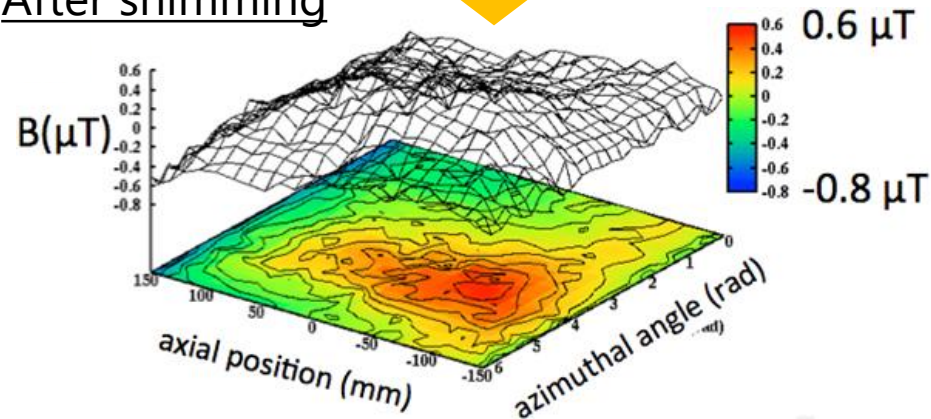
- **Compact** MRI-type solenoid (**3 T**)
 - ✓ Shimming technique to achieve **local uniformity of 1 ppm** was confirmed using the same type magnet



Before shimming




After shimming




Cross calibration of NMR probes

- NMR probes to measure B (ω_p) were cross-calibration at ANL.

The NMR probes (J-PARC, FNAL E989)



MRI magnet for calibration at ANL (1.45 T)


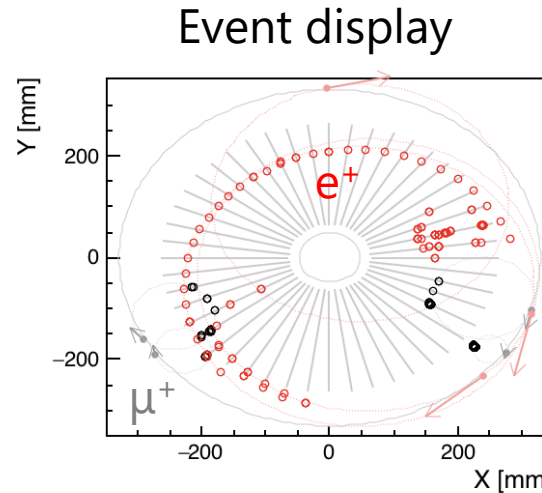
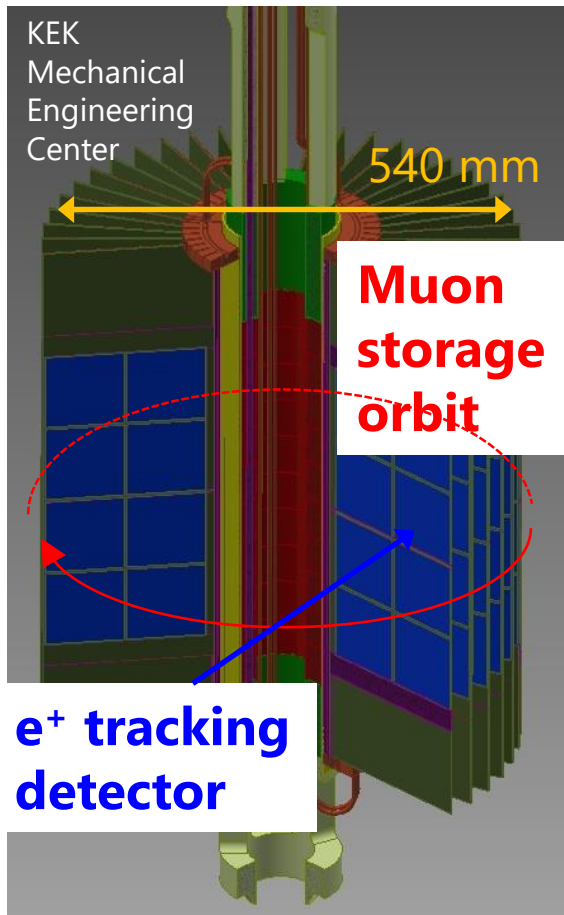


Probe type	Frequency (Hz)	<i>Preliminary</i>
J-PARC	617 176 44.5 \pm 1.0 (0.015 ppm)	
Fermilab	617 176 44.9 \pm 0.9 (0.015 ppm)	
Difference	0.4 \pm 1.3 (0.021 ppm)	

- They agreed within 0.021 ppm!

Decay e^+ tracking detector

- Decay e^+ tracks are measured using silicon strip sensors.



- Prototype module was already used in real experiment (MuSEUM) with muon beam in Jun. 2017.
 - ✓ One silicon strip sensor (512ch x 2 block)
 - ✓ Prototype readout ASIC

Technical Design Report (TDR) 2017

- We revised the TDR responding to focused review committee's recommendations and submitted to PAC in Dec. 2017.

Date	Events
July, 2009	LOI submitted to PAC8
January, 2010	Proposal submitted to PAC9
January, 2012	CDR submitted to PAC13, Milestones defined.
July, 2012	Stage-1 status recommended by PAC15 Stage-1 status granted by the IPNS director
May, 2015	TDR submitted to PAC
Oct, 2016	Revised TDR submitted to PAC and FRC
Nov, 2016	Focused review on technical design
Dec 15, 2017	Responses and Revised TDR submitted to PAC

Summary

- J-PARC g-2 experiment (E34) is under preparation to measure muon g-2 with an independent method using ultra slow muon beam.



physics

data & results construction

TDR

- **Construction phase is starting and there were many achievements in the last year.**
- Further information : <http://g-2.kek.jp>

The collaboration

Collaboration meeting in Kyushu University
(December, 2017)

