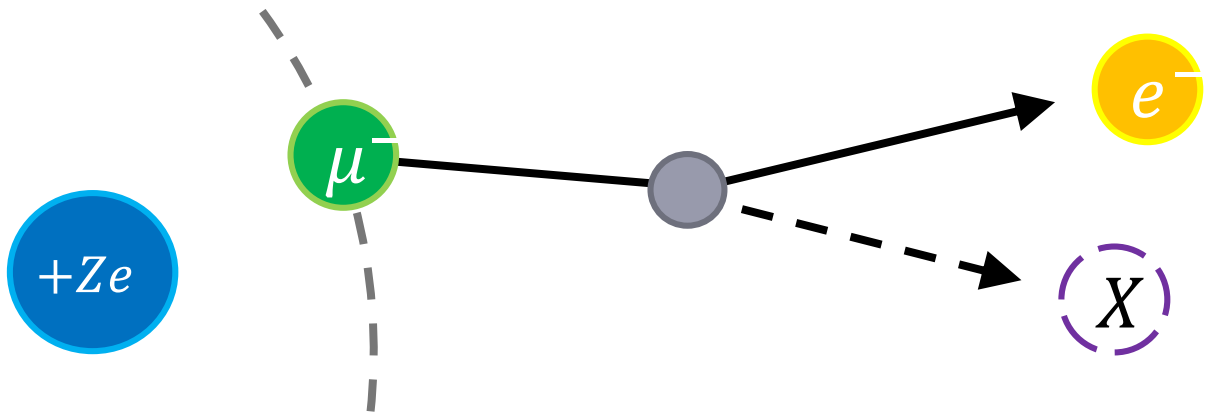


Muon decay into an electron and a light boson in a muonic atom



Charged Lepton Flavor Violation (CLFV)

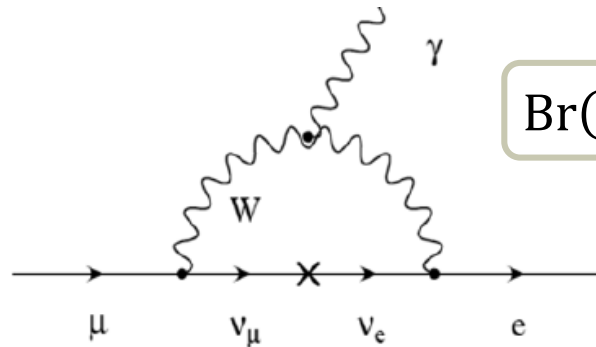
- A probe for new physics -

◆ lepton flavor violation for charged lepton = **CLFV**

e.g. $\mu^+ \rightarrow e^+ \gamma$, $\mu^+ \rightarrow e^+ e^- e^+$, $\mu^- N \rightarrow e^- N$, $\tau^+ \rightarrow \mu^+ \gamma$, etc.

• **forbidden** in SM

• contribution of neutrino mixing \rightarrow **very small**

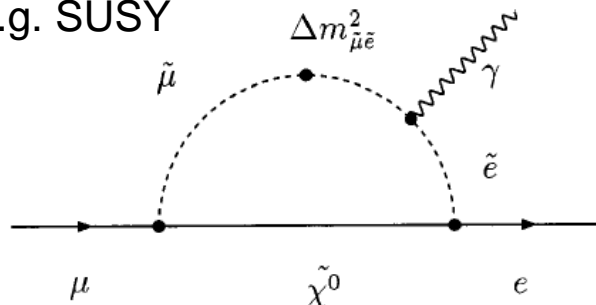


$$\text{Br}(\mu \rightarrow e \gamma) \lesssim 10^{-54}$$

✓ cannot be observed by current technology

• **enhanced** in many theories beyond SM

e.g. SUSY



✓ Searches for CLFV can access new physics with little SM backgrounds.

CLFV searches in muon rare decay

Advantages of muon

1. high intensity

2. long lifetime

➤ Current bounds

L. Calibbi & G. Signorelli, arXiv:1709.00294 [hep-ph].

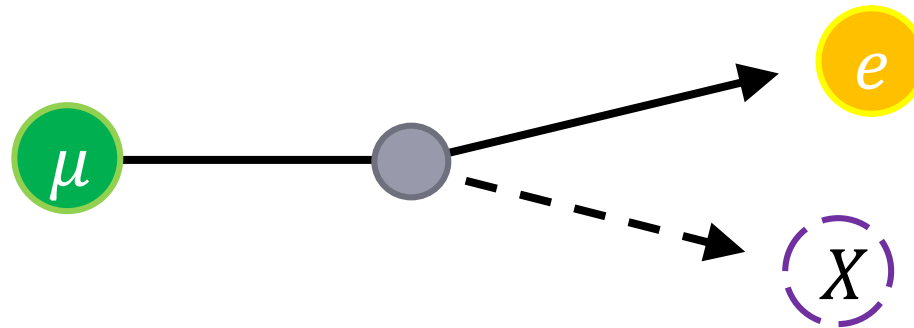
Reaction	Present limit	C.L.	Experiment	Year
$\mu^+ \rightarrow e^+ \gamma$	$< 4.2 \times 10^{-13}$	90%	MEG at PSI	2016
$\mu^+ \rightarrow e^+ e^- e^+$	$< 1.0 \times 10^{-12}$	90%	SINDRUM	1988
$\mu^- \text{Ti} \rightarrow e^- \text{Ti}$	$< 6.1 \times 10^{-13}$	90%	SINDRUM II	1998
$\mu^- \text{Pb} \rightarrow e^- \text{Pb}$	$< 4.6 \times 10^{-11}$	90%	SINDRUM II	1996
$\mu^- \text{Au} \rightarrow e^- \text{Au}$	$< 7.0 \times 10^{-13}$	90%	SINDRUM II	2006

➤ Planned experiments

Reaction	Expected limit	Experiment
$\mu^+ \rightarrow e^+ \gamma$	5×10^{-14}	MEG II
$\mu^+ \rightarrow e^+ e^- e^+$	10^{-16}	Mu3e
$\mu^- \text{Al} \rightarrow e^- \text{Al}^{(a)}$	10^{-17}	Mu2e, COMET
$\mu^- \text{Si/C} \rightarrow e^- \text{Si/C}^{(a)}$	5×10^{-14}	DeeMe

CLFV with a light invisible

- If a light boson X ($m_X < m_\mu$) & X - μ - e coupling exist, the process where on-shell X is emitted should happen.



- Theoretical examples of X
 - light (pseudo-)scalar : majoron, familon, axion(-like) particle, ...
 - light gauge boson

some of them can also be **dark matter** candidates

$\mu^+ \rightarrow e^+ X$ searches $m_X < m_\mu$

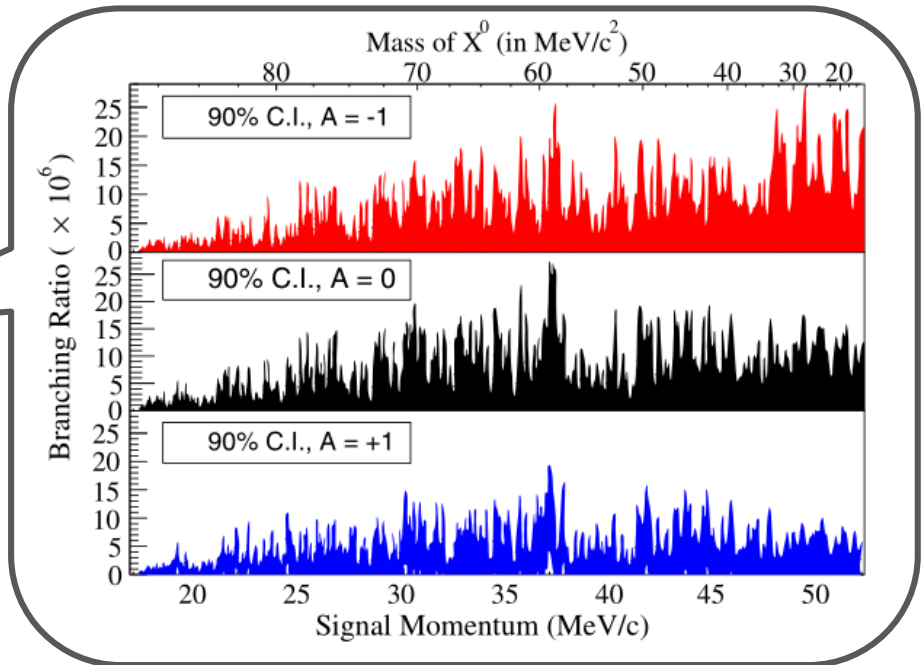
➤ A. Jodidio *et al.* PRD **34**, 1967 (1986).

- 1.8×10^7 μ^+ that was highly polarized
- search for e^+ emitted in opposite direction for μ^+ polarization
- $\text{Br}(\mu^+ \rightarrow e^+ X) < 2.6 \times 10^{-6}$ for $m_X = 0$

➤ TWIST Collab.

PRD **91**, 052020 (2015).

- 5.8×10^8 μ^+
- for various m_X
& various angular property
($d\Gamma/d\cos\theta \propto 1 - AP_\mu \cos\theta$)
- $\text{Br} < 2.1 \times 10^{-5}$ ($m_X = 0, A = 0$)



➤ Mu3e Collab.

A. Schöning, Talk at Flavour and Dark Matter Workshop, Heidelberg, September 28 (2017).

- $\text{Br} < 10^{-8}$ (for $25\text{MeV} < m_X < 95\text{MeV}$)

$\mu^- \rightarrow e^- X$ in a muonic atom

cf. X. G. i Tormo *et al.*, PRD **84**, 113010 (2011).
& H. Natori, Talk at 73th JPS meeting (2018).

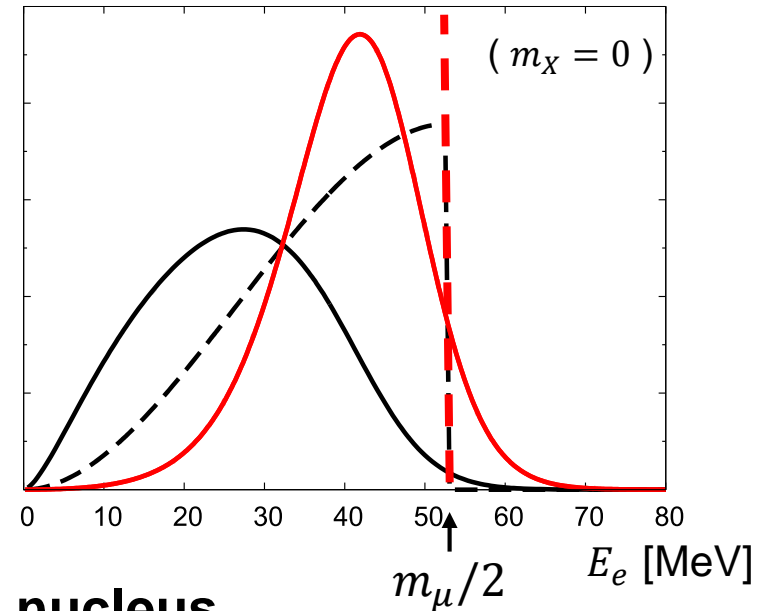
Advantage over free muon decay

1. less background

- - - : $\mu^+ \rightarrow e^+ X$ (free)
- - - : $\mu^+ \rightarrow e^+ \nu_e \bar{\nu}_\mu$ (free)
- (red) : $\mu^- \rightarrow e^- X$ (μ -gold)
- (black) : $\mu^- \rightarrow e^- \bar{\nu}_e \nu_\mu$ (μ -gold)

- different peak positions of signal & BG

shape of electron spectrum



2. also sensitive to contact reactions with nucleus

3. more information : “spectrum” & “dependence on nucleus”

Disadvantage

- ✓ non-monochromatic signal
- ✓ shorter life time of muonic atom

Models

1. yukawa coupling (e.g. majoron included by R-parity violation, ...)
already analyzed by X. G. i Tormo *et al.*, PRD **84**, 113010 (2011).

$$\mathcal{L}_Y = g_Y (\bar{e}\mu)X + [H. c.]$$

2. derivative coupling (e.g. majoron, familon, axion, ...)

$$\mathcal{L}_D = \frac{g_D}{\Lambda_D} (\bar{e}\gamma_\alpha\mu)\partial^\alpha X + [H. c.]$$

3. vector

$$\mathcal{L}_V = g_V (\bar{e}\gamma_\alpha\mu)X^\alpha + [H. c.]$$

4. contact coupling with nucleus

$$\mathcal{L}_N = \frac{g_N}{\Lambda_N^3} (\bar{e}\mu)(\bar{N}N)X + [H. c.]$$

N : nucleon

Formulation for decay rate

$$\Gamma = \int \frac{d^3 p_e}{(2\pi)^3 2E_e} \frac{d^3 p_X}{(2\pi)^3 2E_X} (2\pi) \delta(m_\mu - E_e - E_X) \\ \times \sum_{\text{spins}} |\langle \psi_e^{s_e}(\mathbf{p}_e) \phi_X^{s_X}(\mathbf{p}_X) | \mathcal{L} | \psi_\mu^{s_\mu}(1S) \rangle|^2$$

partial wave expansion for the electron in the final state

$$\psi_e^{p,s} = \sum_{\kappa,\mu,m} 4\pi i^{l_\kappa} (l_\kappa, m, 1/2, s | j_\kappa, \mu) Y_{l_\kappa, m}^*(\hat{p}) e^{-i\delta_\kappa} \psi_p^{\kappa,\mu}$$

Dirac eq. for radial wave function

$$\frac{dg_\kappa(r)}{dr} + \frac{1+\kappa}{r} g_\kappa(r) - (E + m + e\phi(r)) f_\kappa(r) = 0 \\ \frac{df_\kappa(r)}{dr} + \frac{1-\kappa}{r} f_\kappa(r) + (E - m + e\phi(r)) g_\kappa(r) = 0$$

$$\psi_p^{\kappa,\mu}(r) = \begin{pmatrix} g_\kappa(r) \chi_\kappa^\mu(\hat{r}) \\ i f_\kappa(r) \chi_{-\kappa}^\mu(\hat{r}) \end{pmatrix}$$

ϕ : nuclear Coulomb potential

Electron spectrum (yukawa)

1. yukawa coupling

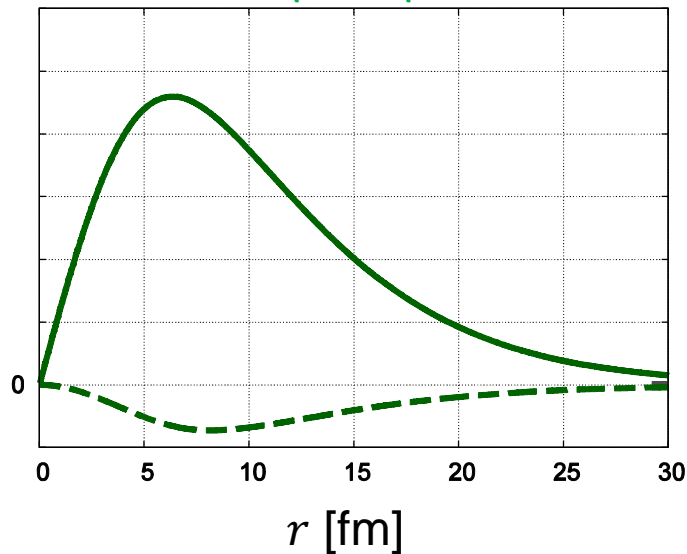
κ : angular momentum of e^-

l_X : orbital angular momentum of X

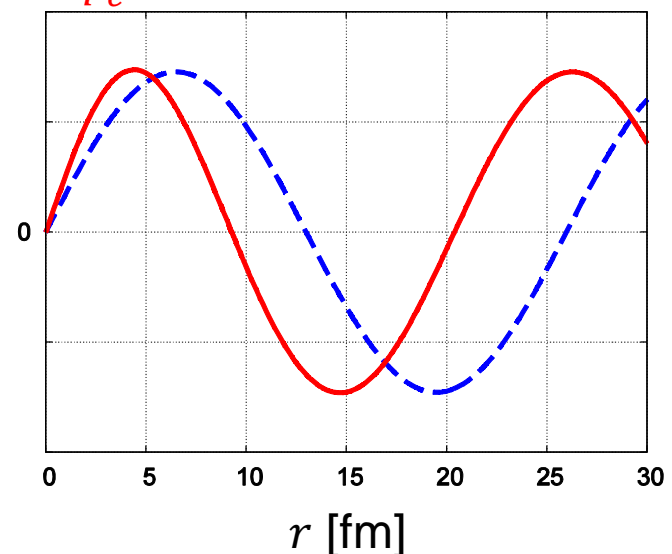
$$\frac{d\Gamma}{dE_e} = \frac{g_Y^2}{4\pi^2} p_e p_X \sum_{\kappa} (2j_{\kappa} + 1) \sum_{l_X=|j_{\kappa}-1/2|}^{j_{\kappa}+1/2} |S_{\kappa, l_X}|^2$$

$$S_{\kappa, l_X} = \int_0^{\infty} dr r^2 j_{l_X}(p_X r) \{ g_{p_e}^{\kappa}(r) g_{\mu}^{1s}(r) - f_{p_e}^{\kappa}(r) f_{\mu}^{1s}(r) \} \delta_{l_{\kappa}, l_X}$$

$rg_{\mu}^{1s}, rf_{\mu}^{1s}$



$rg_{p_e}^{\kappa=-1}, rj_0(48\text{MeV} \times r)$



^{208}Pb

Electron spectrum (derivative & vector)

2. derivative coupling

$$\frac{d\Gamma}{dE_e} = \frac{g_D^2}{4\pi^2 \Lambda_D^2} p_e p_X \sum_{\kappa} (2j_{\kappa} + 1) \sum_{l_X=|j_{\kappa}-1/2|}^{j_{\kappa}+1/2} \left| E_X S_{\kappa, l_X}^0 - p_X \frac{\sqrt{l_X + 1} S_{\kappa, l_X+1, l_X}^1 + \sqrt{l_X} S_{\kappa, l_X-1, l_X}^1}{\sqrt{2l_X + 1}} \right|^2$$

$$S_{\kappa, l_X}^0 = \int_0^{\infty} dr r^2 j_{l_X}(p_X r) \{ g_{p_e}^{\kappa}(r) g_{\mu}^{1s}(r) + f_{p_e}^{\kappa}(r) f_{\mu}^{1s}(r) \} \delta_{l_{\kappa}, l_X}$$

$$S_{\kappa, l_X, J}^1 = \int_0^{\infty} dr r^2 j_{l_X}(p_X r) \{ g_{p_e}^{\kappa}(r) f_{\mu}^{1s}(r) V_{l_X, J}^{\kappa, -1} - f_{p_e}^{\kappa}(r) g_{\mu}^{1s}(r) V_{l_X, J}^{\kappa, +1} \} \delta_{l_{-\kappa}, l_X}$$

$$V_{l_X, J}^{\kappa, \kappa_{\mu}} = \begin{cases} (J - \kappa_{\mu} - \kappa) / \sqrt{J(2J + 1)} & (J = l_X + 1) \\ (\kappa_{\mu} - \kappa) / \sqrt{J(J + 1)} & (J = l_X) \\ -(J + 1 + \kappa_{\mu} + \kappa) / \sqrt{(J + 1)(2J + 1)} & (J = l_X - 1) \end{cases}$$

3. vector

$$\frac{d\Gamma}{dE_e} = \frac{g_V^2}{4\pi^2} p_e p_X \sum_{\kappa} (2j_{\kappa} + 1)$$

same as "derivative coupling"



$$\times \sum_{l_X=|j_{\kappa}-1/2|}^{j_{\kappa}+1/2} \left\{ \sum_{L=|l_X-1|}^{l_X+1} |S_{\kappa, L, l_X}^1|^2 - |S_{\kappa, l_X}^0|^2 + \frac{1}{m_X^2} \left| E_X S_{\kappa, l_X}^0 - p_X \frac{\sqrt{l_X + 1} S_{\kappa, l_X+1, l_X}^1 + \sqrt{l_X} S_{\kappa, l_X-1, l_X}^1}{\sqrt{2l_X + 1}} \right|^2 \right\}$$

Contact process with nucleus

4. contact coupling with nucleus

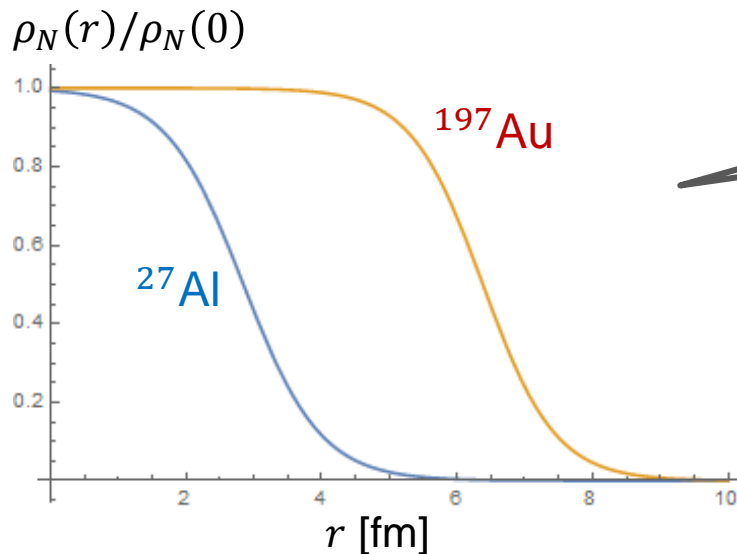
$$\mathcal{L}_N = \frac{g_N}{\Lambda_N^3} (\bar{e}\mu)(\bar{N}N)X + [H.c.]$$

rewrite the overlap integral

$$\int_0^\infty dr r^2 j_{l_X}(p_X r) g_{p_e}^\kappa(r) g_\mu^{1s}(r) \Rightarrow \frac{1}{\Lambda_N^3} \int_0^\infty dr r^2 j_{l_X}(p_X r) g_{p_e}^\kappa(r) g_\mu^{1s}(r) \rho_N(r)$$

$$\langle N | \bar{N}N | N \rangle \sim \rho_N(r)$$

$\rho_N(r)$: nucleon density of nucleus
 ($\int d^3r \rho_N(r) = A$)



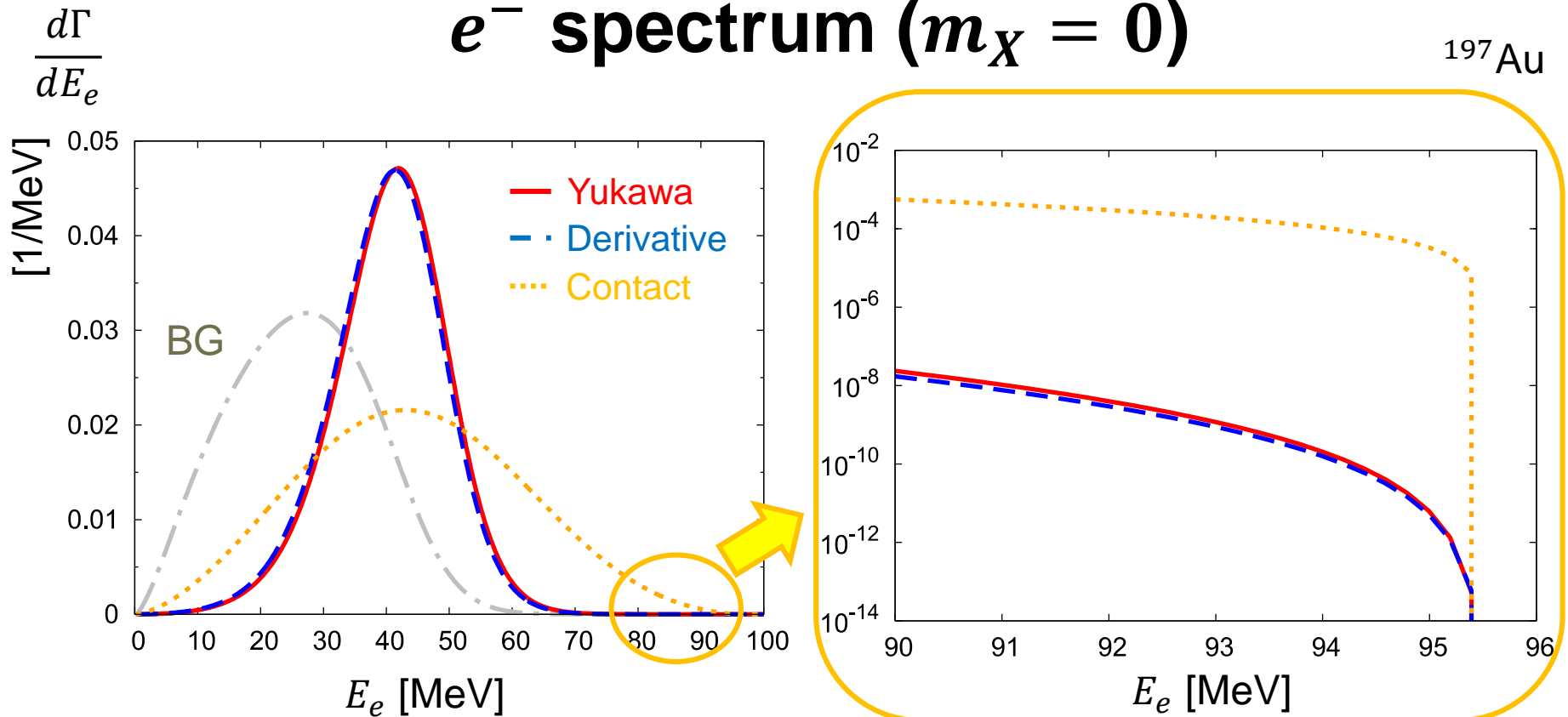
$\rho_N(r)$ is more compact than $g_\mu^{1s}(r)$



a wider width of spectrum
 than CLFV decay in orbit

e^- spectrum ($m_X = 0$)

^{197}Au



rate of high energy electron

$$f(E_{Low}) = \frac{1}{\Gamma} \int_{E_{Low}}^{E_{EndPoint}} dE_e \frac{d\Gamma}{dE_e}$$

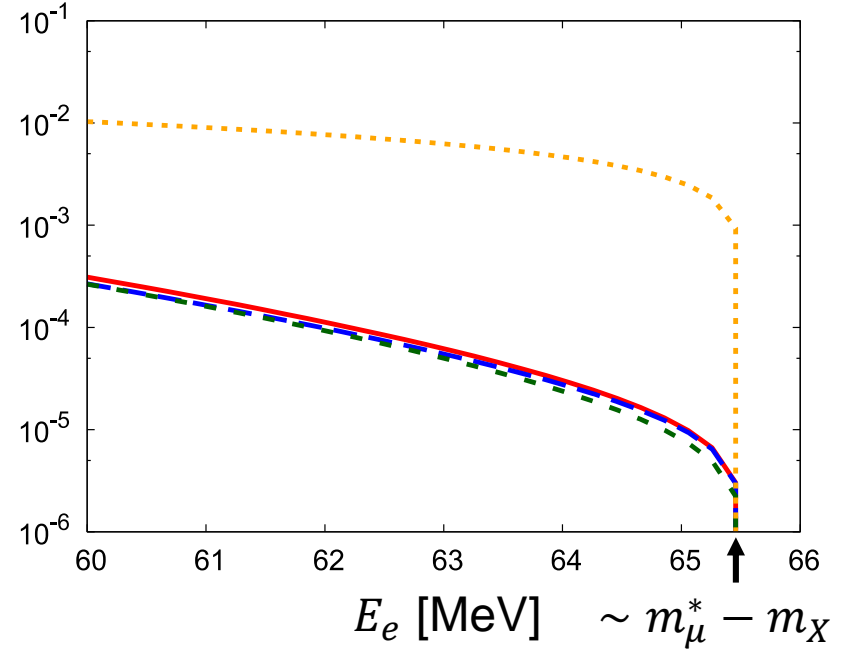
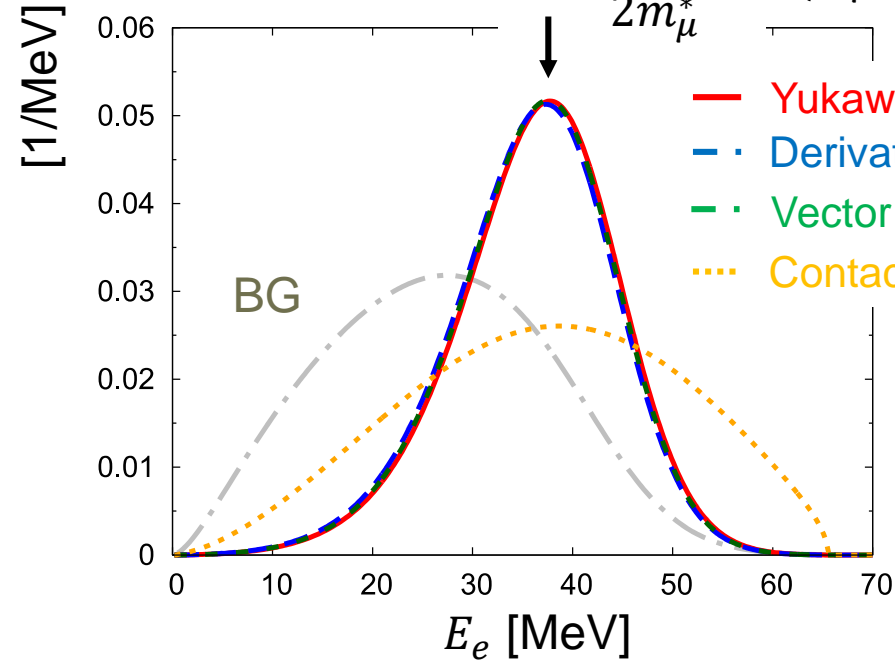
Model	$f(70\text{MeV})$	$f(80\text{MeV})$	$f(90\text{MeV})$
Yukawa	4.8×10^{-4}	1.0×10^{-5}	2.6×10^{-8}
Derivative	3.7×10^{-4}	7.2×10^{-6}	1.9×10^{-8}
Contact	7.4×10^{-2}	1.8×10^{-2}	1.3×10^{-3}

e^- spectrum ($m_X = 30\text{MeV}$)

^{197}Au

$$\frac{d\Gamma}{dE_e}$$

$$\sim \frac{m_\mu^{*2} - m_X^2}{2m_\mu^*} \quad (m_\mu^* = m_\mu - B_\mu)$$

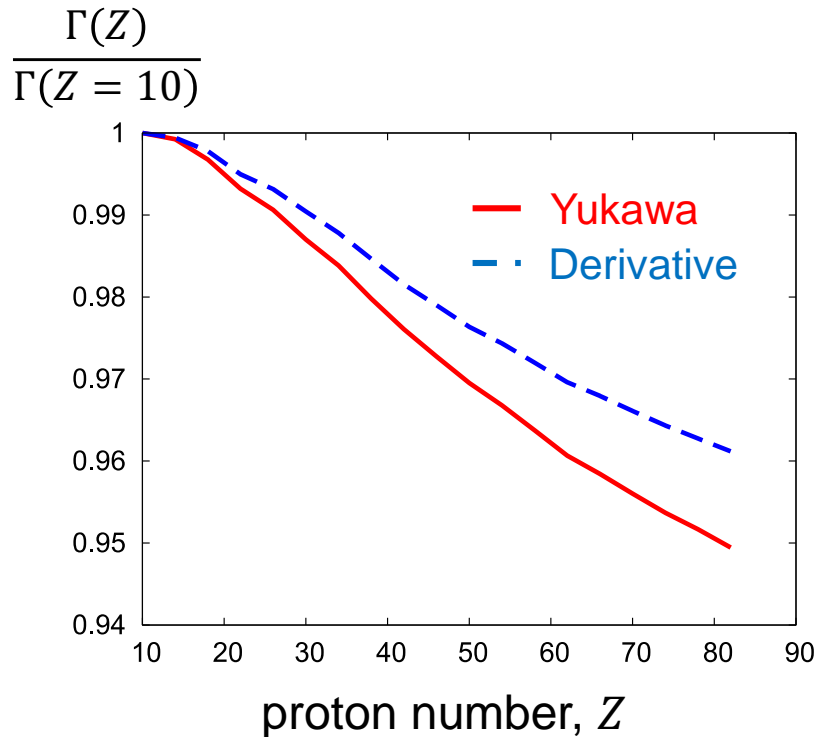


rate of high energy electron

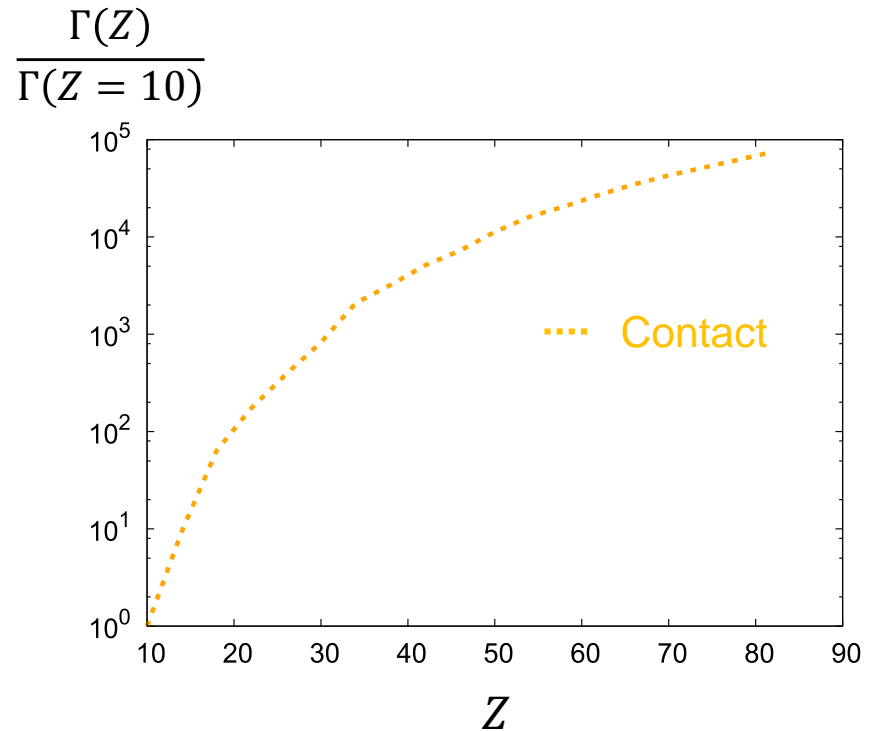
$$f(E_{Low}) = \frac{1}{\Gamma} \int_{E_{Low}}^{E_{EndPoint}} dE_e \frac{d\Gamma}{dE_e}$$

Model	$f(50\text{MeV})$	$f(60\text{MeV})$
Yukawa	3.4×10^{-2}	5.5×10^{-4}
Derivative	3.0×10^{-2}	4.8×10^{-4}
Vector	3.1×10^{-2}	4.6×10^{-4}
Contact	2.0×10^{-1}	3.5×10^{-2}

Nuclear dependence ($m_X = 0$)



- small Z -dependence for CLFV decay in orbit



- strong Z -dependence

$$\Gamma \propto Z^3 A^2$$

$\psi_\mu(0) \propto Z^{3/2}$ for small Z

$\rho_N \propto A$

Arrows in the original image point from the Z^3 term to $\psi_\mu(0) \propto Z^{3/2}$ and from the A^2 term to $\rho_N \propto A$.

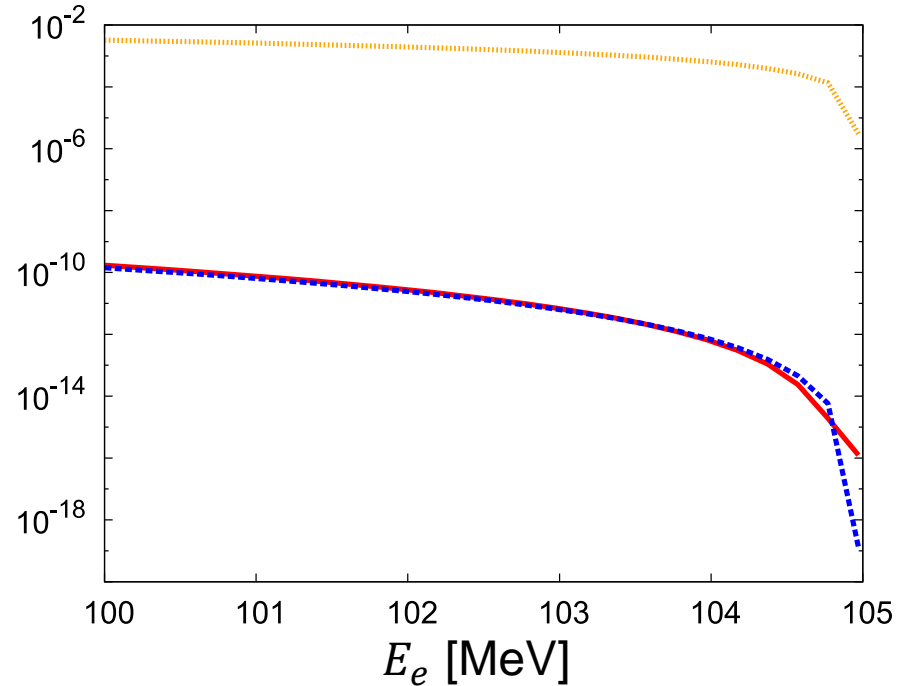
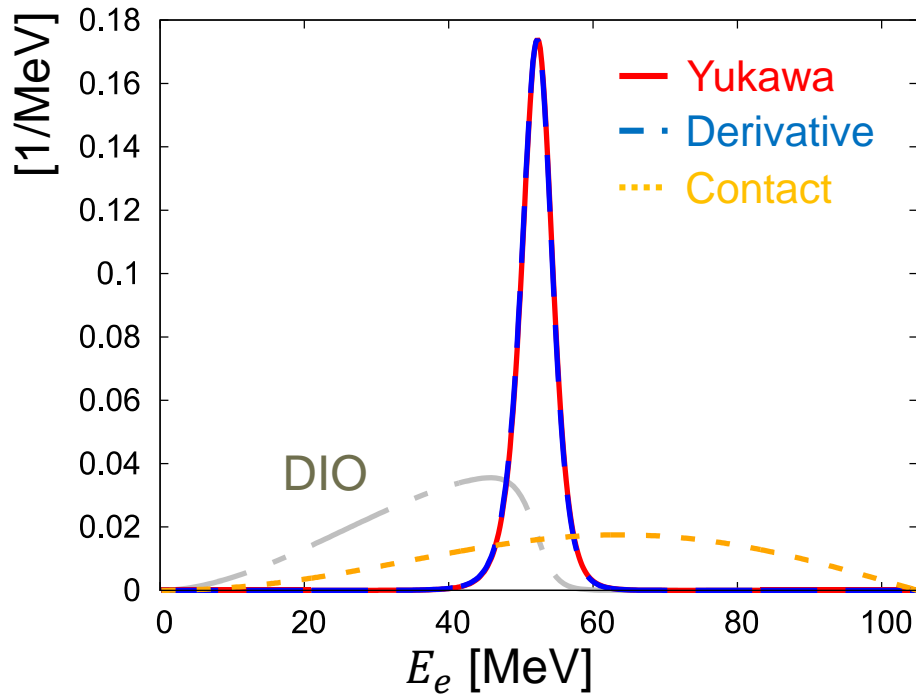
Summary

- $\mu^- \rightarrow e^- X$ in a muonic atom
 - ✓ a promising search for a light neutral boson with CLFV
 - ✓ Expected advantages over free muon
 - less background
 - also sensitive to contact process with nucleus
 - more information (Z -dependence, spectrum, ...)
 - ✓ Our finding
 - the rough shape of spectrum is determined by overlap integral
 - clear differences in experimental observables
between CLFV decay in orbit & contact process with nucleus
 - ✓ Experimental simulation is in progress with members of COMET

Backups

e^- spectrum ($m_X = 0$)

^{27}Al



rate of high energy electron

$$f(E_{Low}) = \frac{1}{\Gamma} \int_{E_{Low}}^{E_{EndPoint}} dE_e \frac{d\Gamma}{dE_e}$$

Model	$f(80\text{MeV})$	$f(90\text{MeV})$	$f(100\text{MeV})$
Yukawa	1.7×10^{-6}	5.0×10^{-8}	1.9×10^{-10}
Derivative	1.4×10^{-6}	3.9×10^{-8}	1.6×10^{-10}
Contact	1.9×10^{-1}	7.2×10^{-2}	8.1×10^{-3}

Lepton Flavors

- ◆ three lepton flavor #'s, L_e, L_μ, L_τ

	e^-	μ^-	τ^-	ν_e	ν_μ	ν_τ	e^+	μ^+	τ^+	$\bar{\nu}_e$	$\bar{\nu}_\mu$	$\bar{\nu}_\tau$	others
L_e	+1	0	0	+1	0	0	-1	0	0	-1	0	0	0
L_μ	0	+1	0	0	+1	0	0	-1	0	0	-1	0	0
L_τ	0	0	+1	0	0	+1	0	0	-1	0	0	-1	0

- each lepton flavor # is conserved in SM (where neutrinos are massless)

e.g.

$$\mu^- \rightarrow e^- \nu_\mu \bar{\nu}_e$$

$$L_e \quad 0 = +1 + 0 - 1$$

$$L_\mu \quad +1 = +0 + 1 + 0$$

$$\pi^+ \rightarrow \mu^+ \nu_\mu$$

$$L_\mu \quad 0 = -1 + 1$$

- neutrino oscillation violates the conservation

$$\nu_\mu \rightarrow \nu_\tau$$

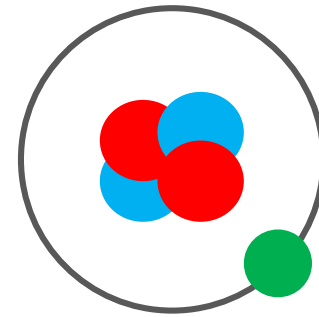
$$L_\mu \quad +1 \neq 0$$

$$L_\tau \quad 0 \neq +1$$

Lepton Flavor Violation
in "neutral lepton sector"

✓ How about charged lepton sector ?

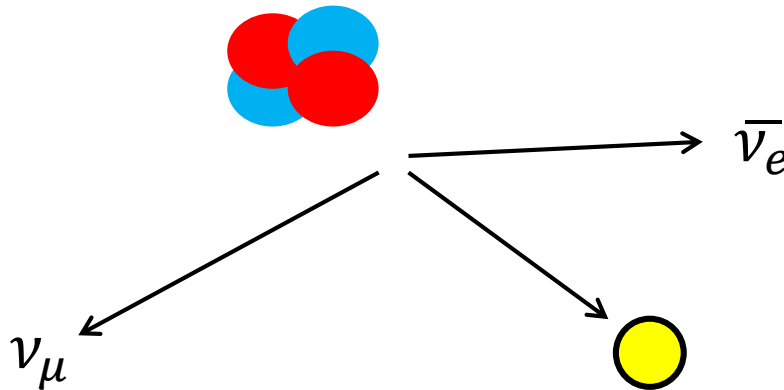
Muonic atom



- Muon Bohr radius : 200 times smaller than electron's
- Two standard decays

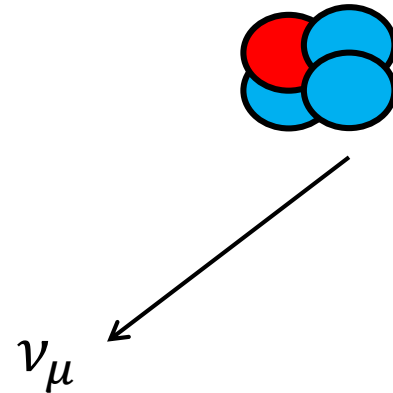
“Decay in orbit (DIO)”

$$(\mu^- \rightarrow e^- \nu_\mu \bar{\nu}_e)$$



“Nuclear capture”

$$(\mu^- p \rightarrow \nu_\mu n)$$



- Lifetime

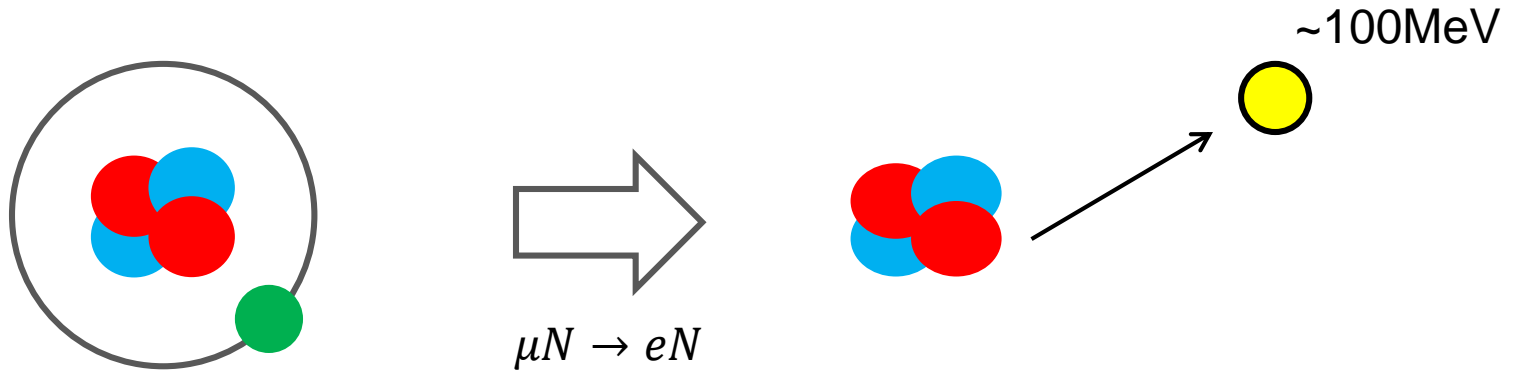
~ 2.2 μs for hydrogen ($Z = 1$)

~ 900 ns for aluminum ($Z = 13$)

~ 80 ns for lead ($Z = 82$)

$\mu^- \rightarrow e^-$ conversion

- CLFV process between a nucleus & a muon



clear signal : one e^- with $E_e = m_\mu - B_\mu \sim 100\text{MeV}$

- Planned experiments ($10^{10-11} \mu^-$ -atom / s)

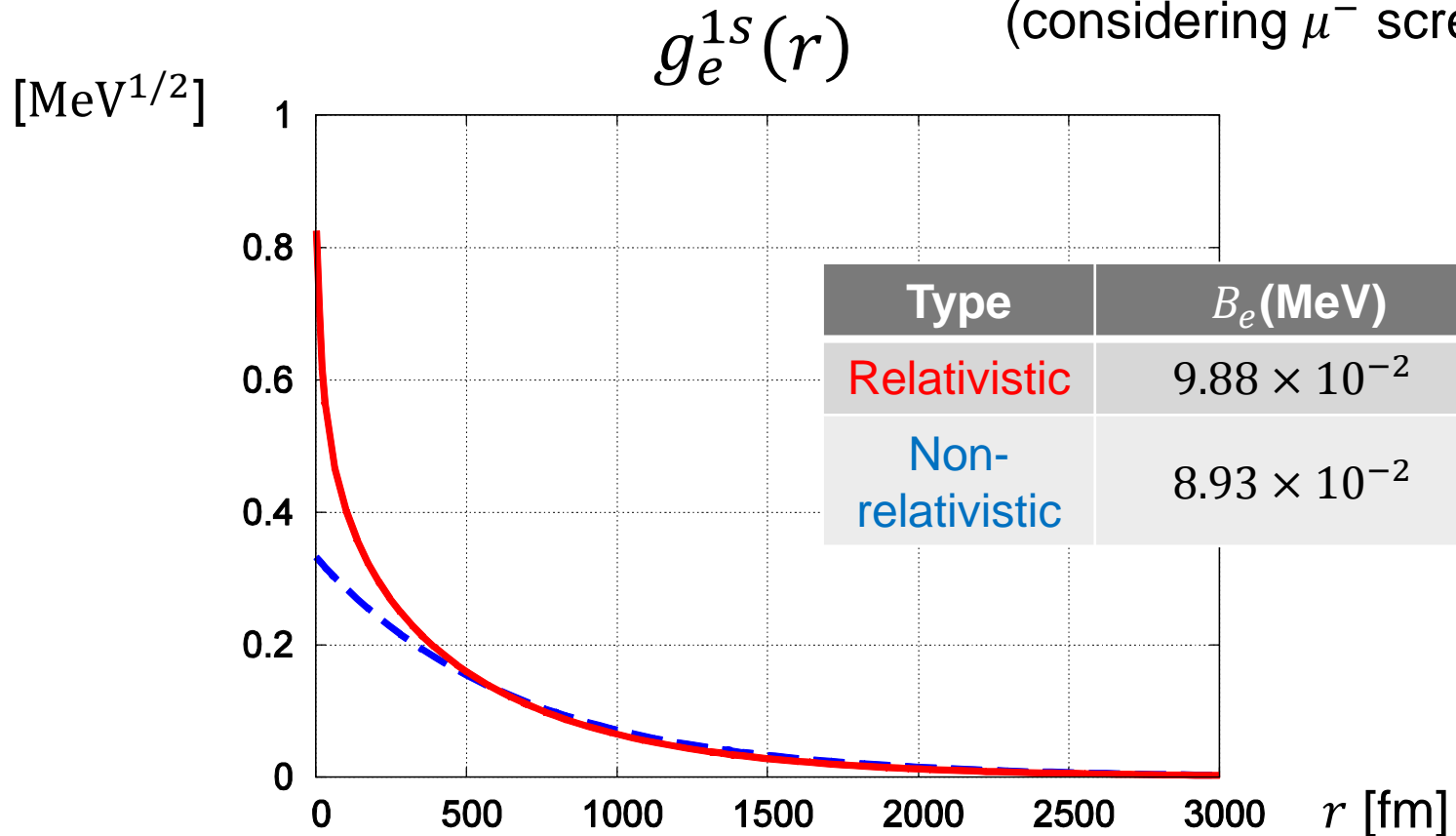
COMET, DeeMe @ J-PARC

Mu2e @ Fermilab

Radial wave function (bound e^-)

^{208}Pb case $Z = 81$

(considering μ^- screening)



Relativity enhances the value near the origin.

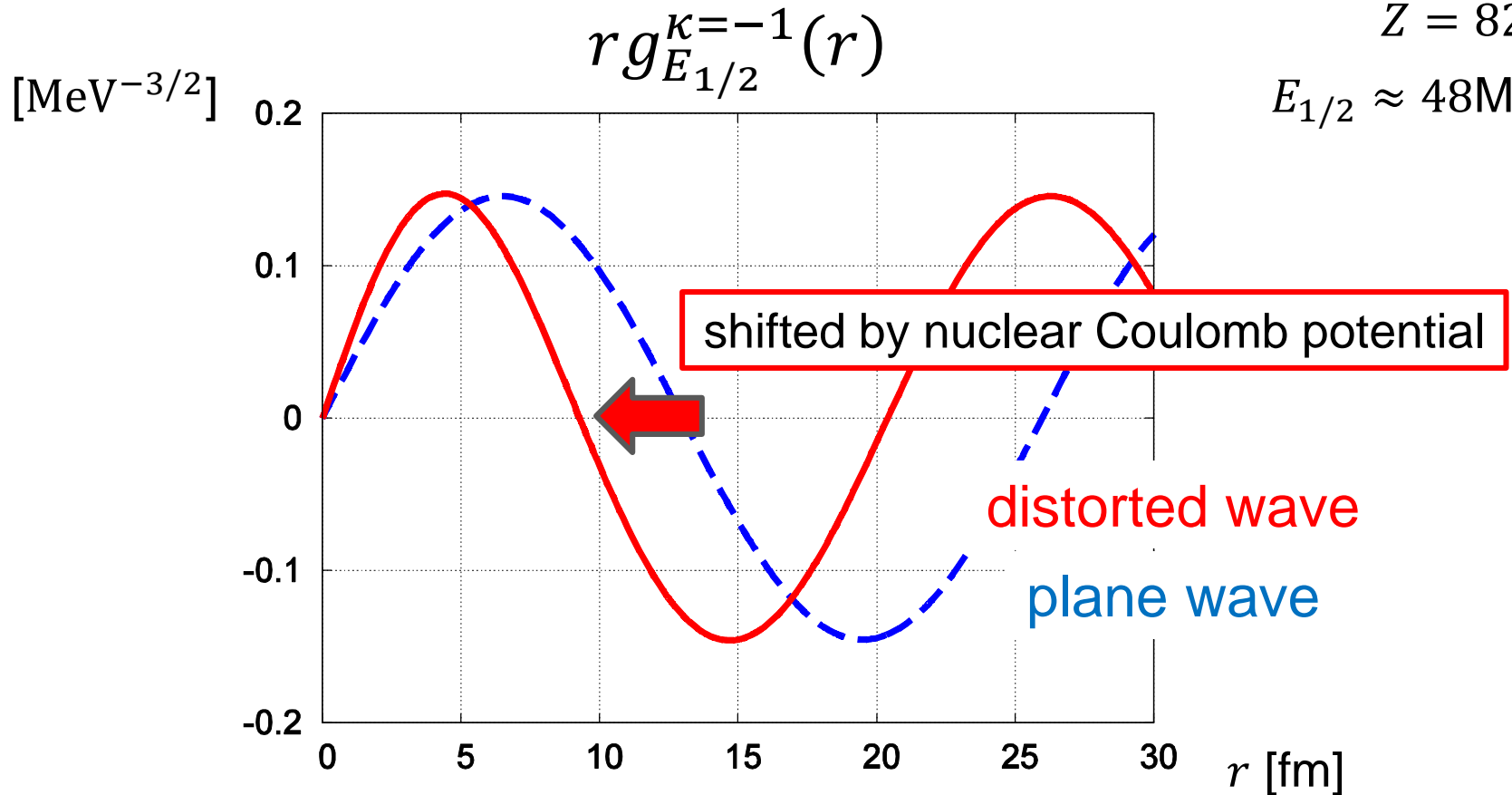
Radial wave function (scattering e^-)

e.g. $\kappa = -1$ partial wave

^{208}Pb case

$Z = 82$

$E_{1/2} \approx 48\text{MeV}$



- ① enhanced value near the origin
- ② local momentum increased effectively

Example : Majoron

➤ Singlet Majoron model

Y. Chikashige, R.N. Mohapatra, & R.D. Peccei, PLB**98** (1981) 265.

$$\mathcal{L} = \mathcal{L}_{\text{SM}} + i\bar{N}_R \gamma^\mu \partial_\mu N_R + (\partial_\mu \sigma)^\dagger (\partial^\mu \sigma) - V(\sigma)$$

$$- \left(\bar{L} y N_R H + \frac{1}{2} \bar{N}_R^c \lambda N_R \sigma + \text{h. c.} \right)$$

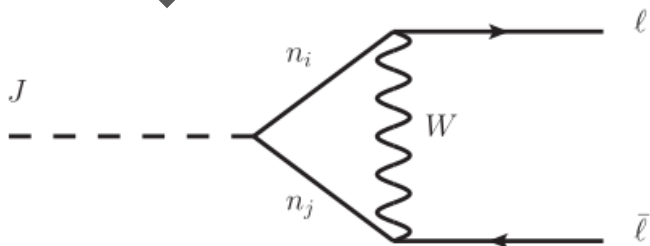
N_R : right-handed neutrino
 σ : scalar with $L = -2$

SSB of lepton #
 $\sigma(x) = f + \rho(x) + iJ(x)$

J : majoron
 (NG boson of lepton #)

- majorana mass of neutrino
- interaction of majoron with neutrino

• **CLFV coupling** at one loop !



$$K \equiv \frac{m_D m_D^\dagger}{vf}$$

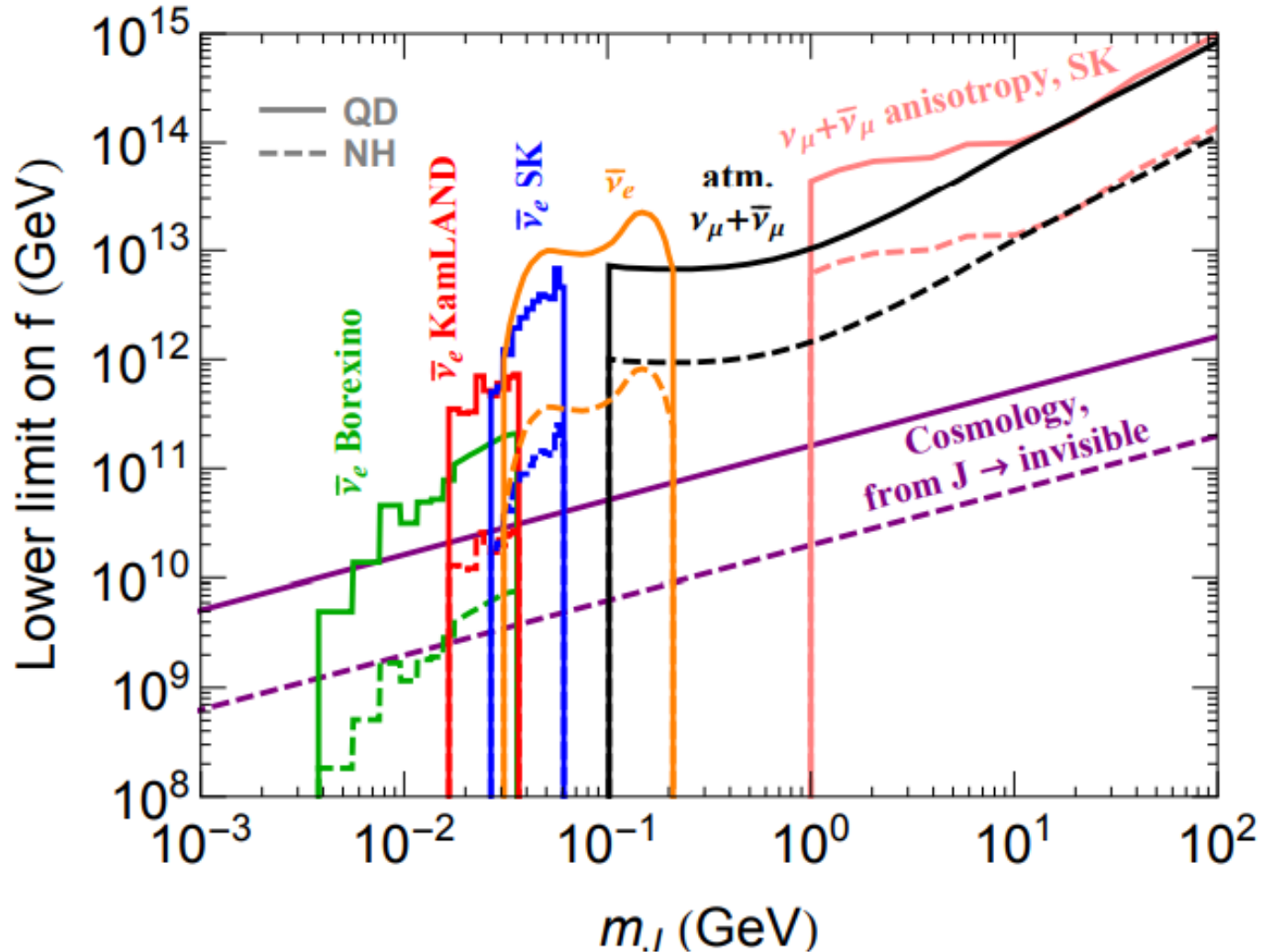
$$\mathcal{L}_{J\ell'\ell} \simeq \frac{im_\ell}{8\pi v} K_{\ell'\ell} J \bar{\ell}' P_R \ell$$

for $m_\ell \gg m_{\ell'} (\ell \neq \ell')$

n_i : Majorana neutrino mass eigenstate

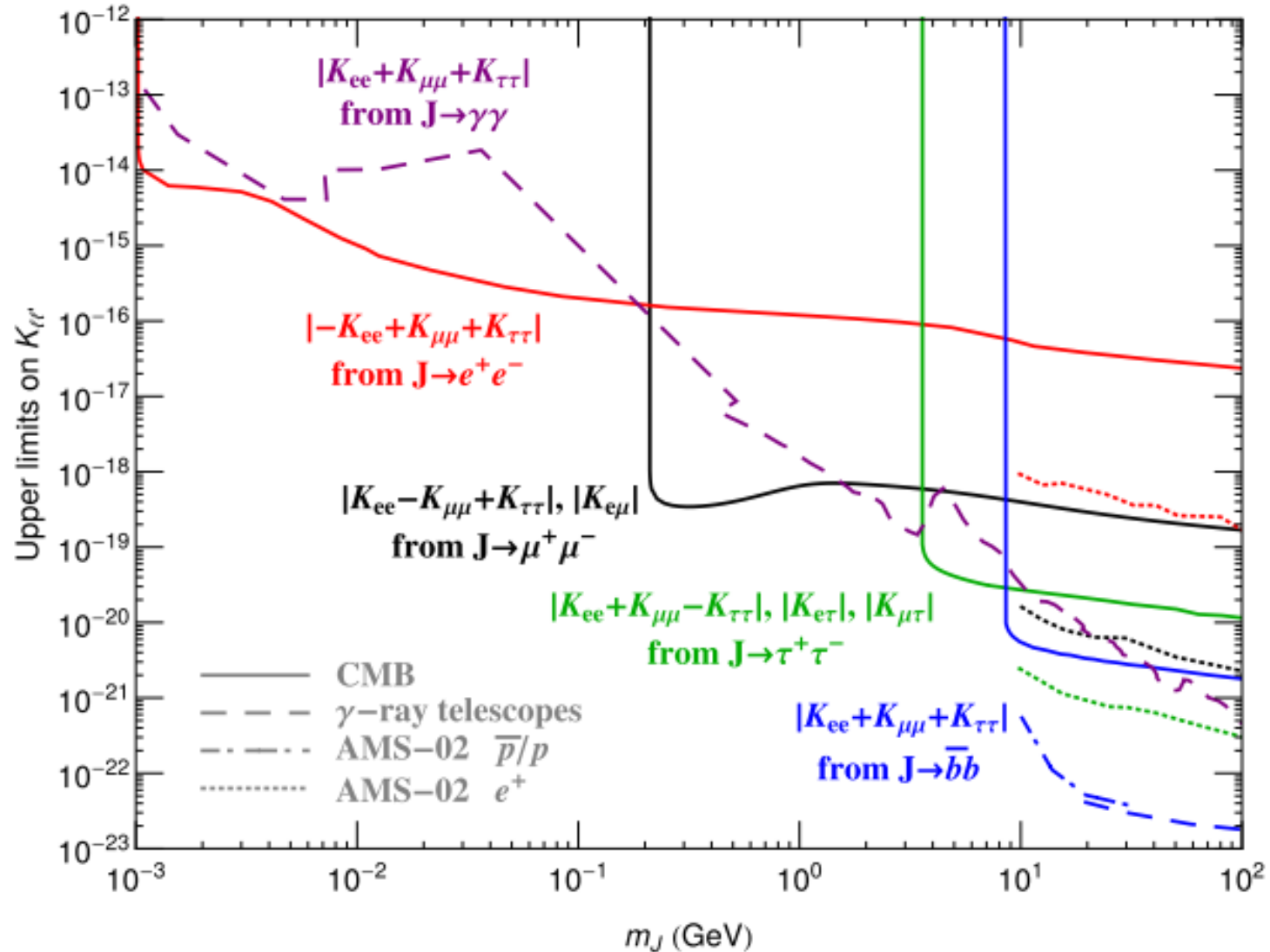
Constraint for Majoron parameter

C. Garcia-Cely & J. Heeck, JHEP 05 (2017) 102.



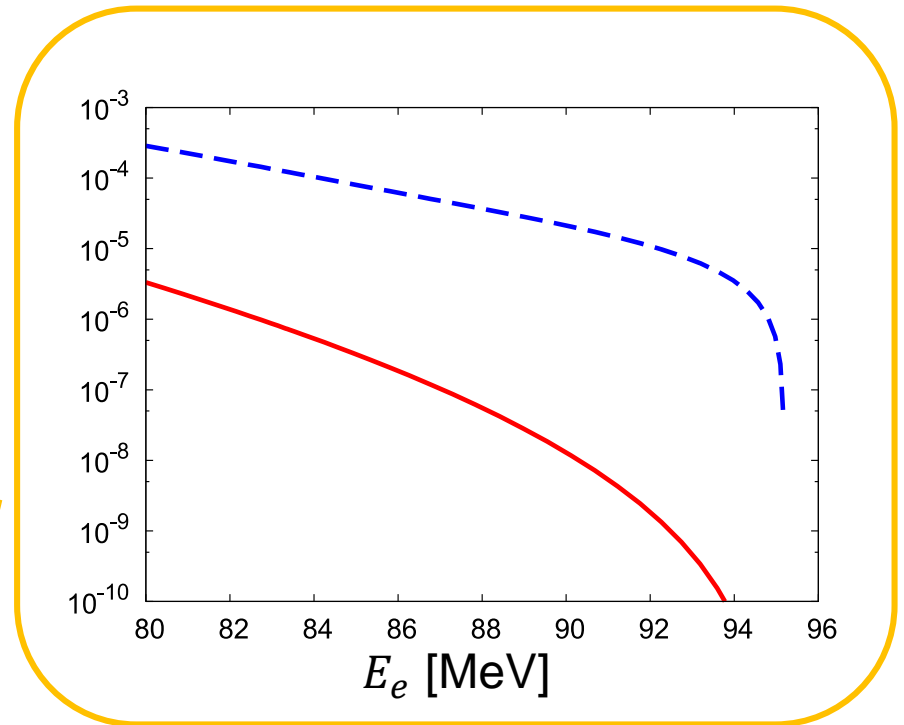
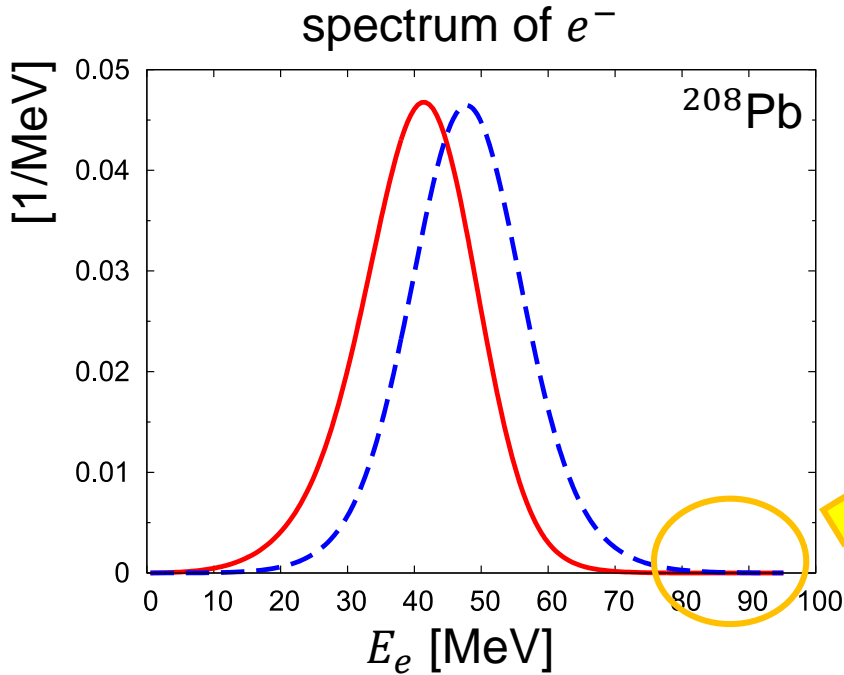
Constraint for Majoron parameter

C. Garcia-Cely & J. Heeck, JHEP 05 (2017) 102.



Effect of distortion

electron wave function : plane wave or distorted wave



high energy electron is suppressed, so the spectrum shifts to low energy
(similar effect is also known in beta decay)

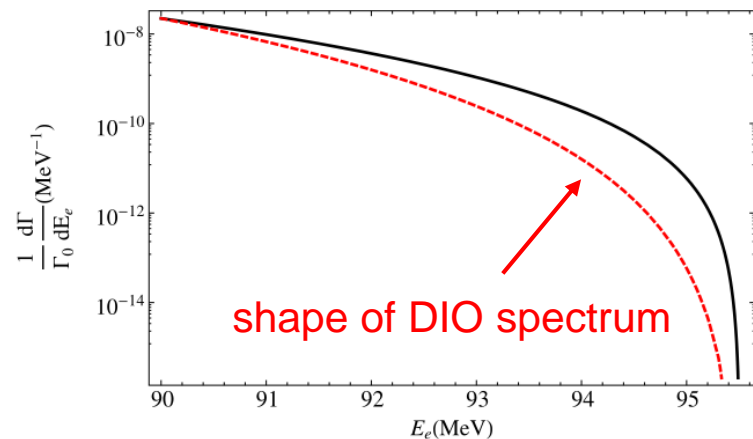
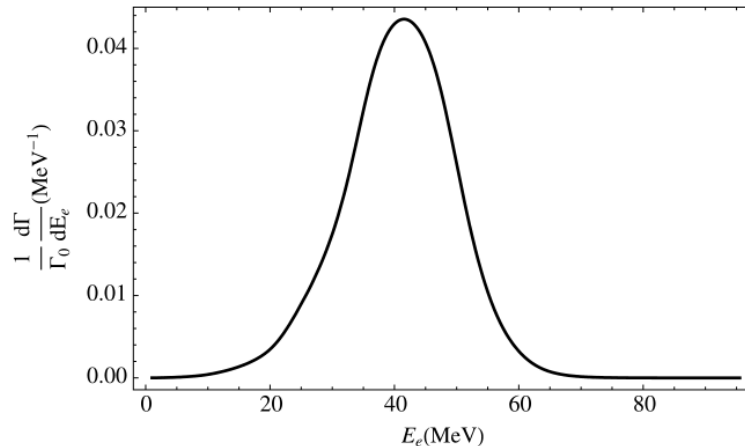
Previous work

X. G. i Tormo *et al.*, PRD **84**, 113010 (2011).

- assuming that massless X has yukawa-type CLFV interaction

$$\mathcal{L}_I = g(\bar{\mu}e)X \quad (g : \text{coupling})$$

electron spectrum of $\mu^- \rightarrow e^- X$ (gold)



✓ result of the past μ - e conv. can be convert to $\text{Br}(\mu \rightarrow eX) < 3 \times 10^{-3}$

✓ COMET & Mu2e could search at $\text{Br}(\mu \rightarrow eX) \sim 2 \times 10^{-5}$



same level as the corrent limit of free μ^+ search ($\sim 10^{-5}$)

Experimental search

(cf : X. G. i Tormo *et al.*, PRD **84**, 113010 (2011).)

1. corrent limit ($m_X = 0$)

$$\text{Br}(\mu^- \text{Au} \rightarrow e^- \text{Au}) < 7 \times 10^{-13}$$



Model	Upper limit of $\text{Br}(\mu^+ \rightarrow e^+ X)$
Yukawa	3×10^{-3}
Derivative	3×10^{-3}

cf. limit from free μ^+ decay

$$\text{Br}(\mu^+ \rightarrow e^+ X) < 2.1 \times 10^{-5}$$

2. future limit

$$\text{Br}(\mu^- \text{Al} \rightarrow e^- \text{Al}) < 10^{-16} \text{ (COMET, Mu2e)}$$

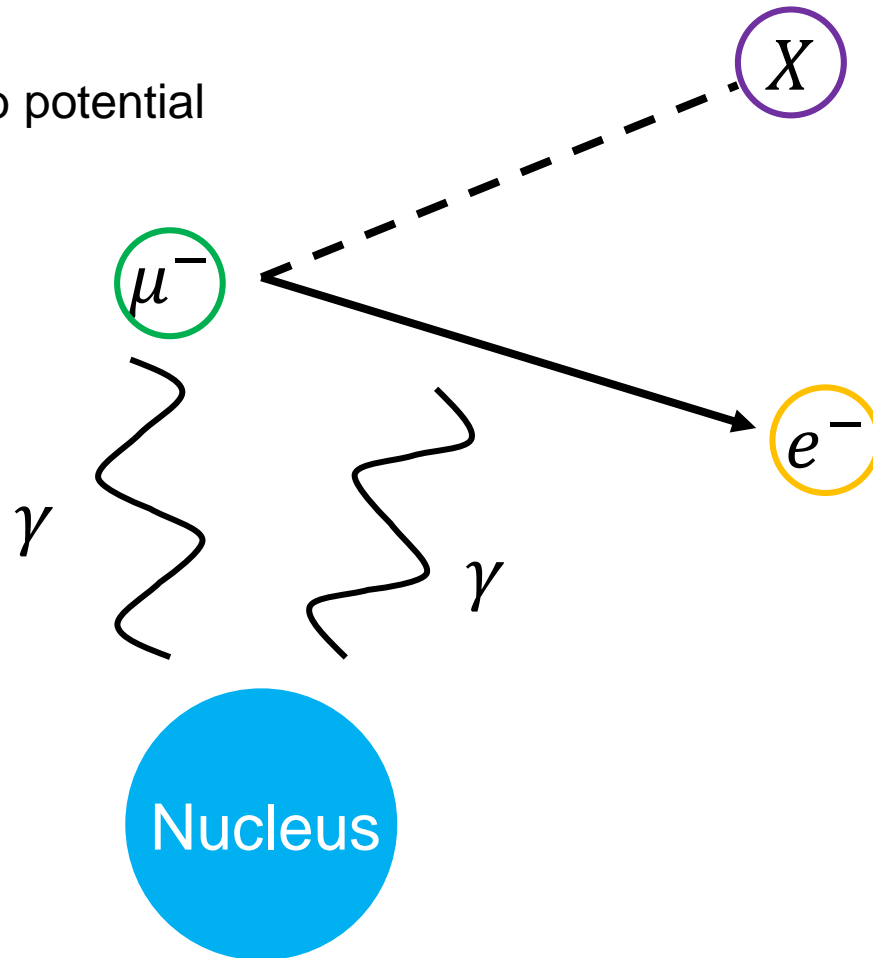


Model	Upper limit of $\text{Br}(\mu^+ \rightarrow e^+ X)$
Yukawa	2×10^{-5}
Derivative	3×10^{-5}

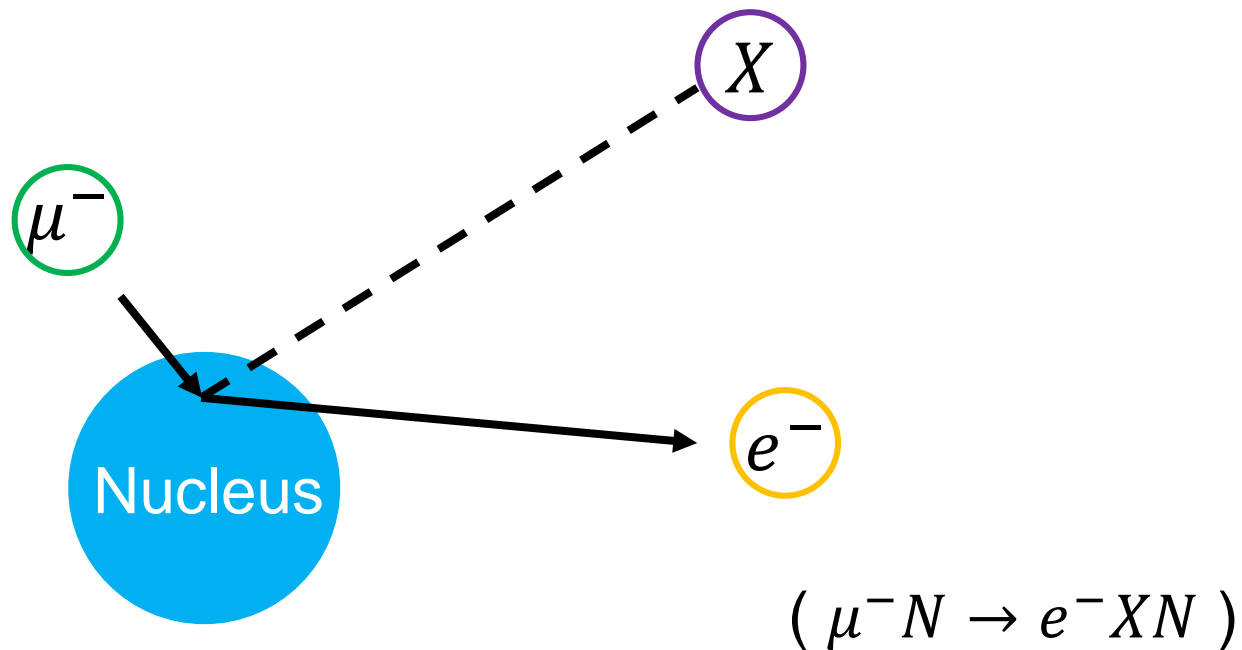
➤ detailed estimation is in progress
with members of COMET

CLFV decay in orbit

$\mu^- \rightarrow e^- X$ in nuclear Coulomb potential



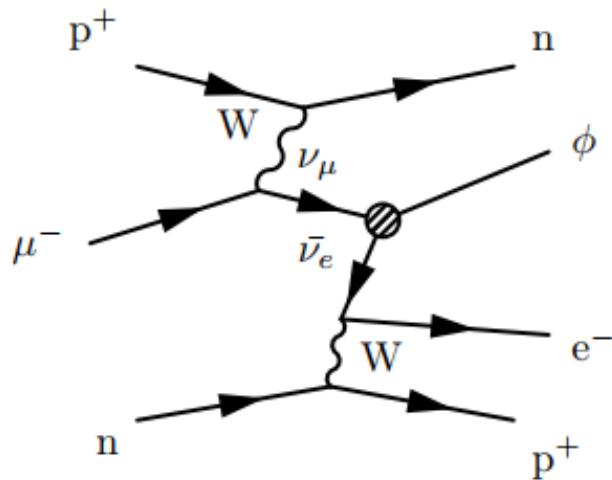
Contact process with nucleus



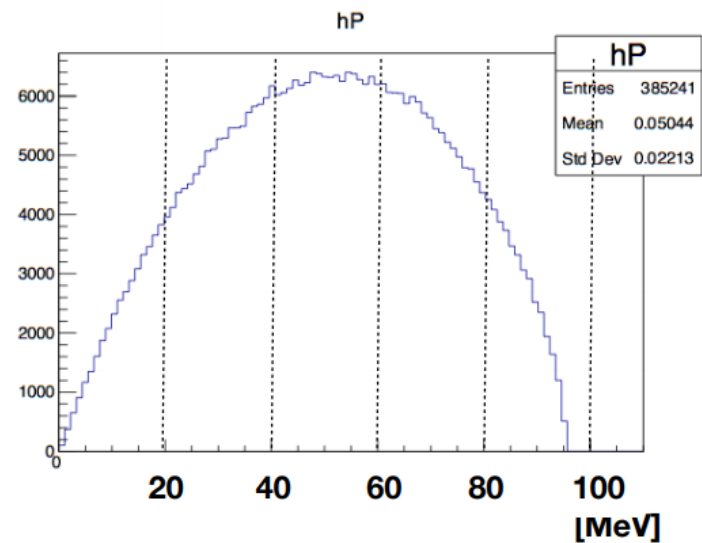
Assuming that the state of the nucleus does not change

Contact process with nucleus

Example of process requiring nucleus :



e⁻ spectrum of signal (M_φ=10MeV)



名取寛顕, Talk at 日本物理学会 第73回 年次大会,
東京理科大 野田キャンパス, 3月22日 (2018).

In this talk, let us assume

$$\mathcal{L}_N = \frac{g_N}{\Lambda_N^3} (\bar{e}\mu)(\bar{N}N)X + [H.c.]$$

(N : nucleon)